



2018 ARKANSAS STATE BASEBALL

Dennen Cuthbertson, Media Relations Assistant • Office: 870-972-3383 • Cell: 870-820-0594

Email: mcuthbertson@astate.edu • Mailing Address: P.O. Box 1000, State University, AR 72467



Arkansas State Baseball



@AStateBaseball #AStateBSB



arkansasstatebaseball

2018 Schedule/Results

FEBRUARY

| Date | Opponent | Time/Result |
|------|--------------------------|-------------|
| F16 | Illinois State | W, 1-0 |
| F18 | Illinois State | L, 18-3 |
| F18 | Illinois State | L, 11-4 |
| F20 | Southeast Missouri | W, 7-6 |
| F23 | UAB | Cancelled |
| F24 | UAB | Cancelled |
| F25 | UAB | Cancelled |
| F27 | Mississippi Valley State | W, 9-0 |
| F28 | Mississippi Valley State | Cancelled |

MARCH

| | | |
|-----|--------------------------------|-------------|
| M2 | at New Orleans | L, 2-1 (11) |
| M3 | at New Orleans | W, 12-3 |
| M4 | at New Orleans | W, 6-3 |
| M6 | UT Martin | W, 13-5 |
| M9 | at Missouri State | L, 12-3 |
| M10 | at Missouri State | W, 4-1 |
| M11 | at Missouri State | L, 5-4 |
| M13 | Southern Illinois | W, 9-8 (11) |
| M16 | #30 Coastal Carolina* | L, 3-1 |
| M17 | #30 Coastal Carolina* | L, 26-14 |
| M18 | #30 Coastal Carolina* | L, 8-3 |
| M20 | at #25 Missouri (SEC Network) | L, 11-1 |
| M21 | at #25 Missouri (SEC Network+) | L, 14-9 |
| M23 | at ULM* | L, 2-0 |
| M24 | at ULM* | W, 31-7 |
| M25 | at ULM* | L, 4-0 |
| M27 | at Southern Illinois | Cancelled |
| M29 | Louisiana* (ESPN3) | W, 8-7 (12) |
| M30 | Louisiana* (ESPN3) | W, 14-2 |
| M31 | Louisiana* (ESPN3) | L, 6-1 |

APRIL

| | | |
|-----|-------------------------------|-----------|
| A3 | at Southeast Missouri (OVCDN) | Cancelled |
| A6 | at Georgia State* | L, 12-3 |
| A7 | at Georgia State* | L, 16-7 |
| A8 | at Georgia State* | L, 3-2 |
| A10 | at Memphis | L, 4-1 |
| A11 | Memphis | L, 6-3 |
| A14 | at UT Arlington* | W, 6-4 |
| A14 | at UT Arlington* | L, 4-2 |
| A15 | at UT Arlington* | L, 11-2 |
| A18 | at #7 Ole Miss (SEC Network+) | L, 10-3 |
| A20 | Troy* (ESPN3) | L, 4-3 |
| A21 | Troy* (ESPN3) | L, 13-10 |
| A21 | Troy* (ESPN3) | L, 12-9 |
| A25 | Central Arkansas | W, 12-5 |
| A27 | at South Alabama* | W, 6-3 |
| A28 | at South Alabama* | W, 6-3 |
| A29 | at South Alabama* | L, 9-6 |

MAY

| | | |
|-----|---------------------|-------------|
| M4 | Texas State* | W, 6-1 |
| M5 | Texas State* | L, 10-3 |
| M6 | Texas State* | W, 2-1 |
| M8 | at Central Arkansas | L, 14-3 |
| M11 | Georgia Southern* | W, 6-5 (10) |
| M12 | Georgia Southern* | L, 10-5 |
| M13 | Georgia Southern* | L, 4-1 |
| M15 | Ole Miss | L, 15-8 |
| M17 | at Little Rock* | 6:00 p.m. |
| M18 | at Little Rock* | 6:00 p.m. |
| M19 | at Little Rock* | 1:00 p.m. |

SUN BELT CONFERENCE TOURNAMENT

| Date | Opponent | Time/Result |
|--------|-------------------------|-------------|
| M22-27 | TBA (at Lafayette, La.) | TBA |

NCAA REGIONALS

| Date | Opponent | Time/Result |
|------|----------------|-------------|
| J1-4 | NCAA Regionals | TBA |

Bold indicates home games
*Sun Belt Conference Game

All Times Central



Arkansas State Red Wolves

2018 Record: 18-30
SBC Record: 9-16
Head Coach: Tommy Raffo
Career Record: 276-286-1 (10)
Record at ASU: Same

STAT LEADERS

Avg: Kyle MacDonald (.350)
HR: Kyle MacDonald (13)
RBI: Kyle MacDonald (47)
SB: Grant Hawkins (10)
Wins: Nate Alberius (5)
Saves: Bo Ritter (4)
ERA: Bo Ritter (3.16)
SO: Bradey Welsh (64)

Games 49-51

Date: May 17-19
Location: Little Rock, Ark.
Venue: Gary Hogan Field
Radio: 95.3 FM The Ticket/970 AM
Radio Talent: Matt Stolz
Video: LRTrojans.com
Live Stats: AStateStats.com



Little Rock Trojans

2018 Record: 26-24
SBC Record: 14-12
Head Coach: Chris Curry
Career Record: 89-119 (4)
Record at LR: Same

STAT LEADERS

Avg: Chase Coker (.329)
HR: Matt Merino (6)
RBI: Troy Alexander (33)
SB: Marcus Ragan (22)
Wins: Two with 6
Saves: Justin Garcia (10)
ERA: Donavin Buck (2.74)
SO: Chandler Fidel (81)

| TALE OF THE TAPE | | |
|------------------|-----------------|-------|
| A-STATE | CATEGORY | LR |
| .254 | BATTING AVERAGE | .259 |
| 274 | RUNS SCORED | 243 |
| 420 | HITS | 435 |
| 86 | DOUBLES | 81 |
| 11 | TRIPLES | 12 |
| 37 | HOME RUNS | 37 |
| 243 | RBI | 219 |
| .387 | SLUGGING % | .387 |
| 212 | WALKS | 147 |
| 68 | HIT BY PITCH | 56 |
| .360 | ON-BASE % | .337 |
| 25-34 | STOLEN BASES | 60-91 |
| 6.13 | ERA | 4.60 |
| 454 | HITS ALLOWED | 419 |
| 343 | RUNS ALLOWED | 250 |
| 290 | EARNED RUNS | 227 |
| 344 | STRIKEOUTS | 427 |
| 226 | WALKS | 212 |
| .275 | BA/AGAINST | .250 |
| .957 | FIELDING % | .975 |
| 78 | ERRORS | 47 |

Thursday | 6 p.m.

RHP Bradey Welsh (Jr.)
3-4, 4.16 ERA, 64 SO
vs.
LHP Chandler Fidel (So.)
6-4, 4.21 ERA, 81 SO

Friday | 6 p.m.

RHP Nate Alberius (Jr.)
5-4, 4.85 ERA, 49 SO
vs.
LHP Cole Townsend (Sr.-R)
3-2, 4.54 ERA, 35 SO

Saturday | 1:00 p.m.

RHP Carter Holt (Fr.)
1-2, 6.63 ERA, 18 SO
vs.
RHP Aaron Funk (Fr.)
1-0, 4.17 ERA, 44 SO

Series History

A-State vs. LR: 76-45
Raffo vs. LR: 27-11
First Meeting: A-State 4, Little Rock 3
Location: Jonesboro, Ark.
Date: 1975
Streak: A-State W4

Last Six Meetings

5/16/15: LR 4, @A-State 3
5/18/16: @LR 9, A-State 4
5/19/16: A-State 12, @LR 10
5/21/16: A-State 15, @LR 11
5/18/17: @A-State 9, LR 8 (18 inn)
5/19/17: @A-State 19, LR 2

Quick Pitches

- A-State is now 18-30 on the year after dropping a 15-8 decision to No. 4 Ole Miss. The Red Wolves are 9-18 in league play.
- Junior first baseman Kyle MacDonald hit two home runs against the Rebels to bring his season total to 13. It's the third time this season an A-State player has hit two in a game with Tobias Johnson and Winston Welch being the other two in the March 24 win at ULM.
- The 13 home runs for MacDonald are the most since the 2010 season when Murray Watts also hit 13. His slugging percentage is now .656, which is the best in the Sun Belt Conference and 40th in the nation. If the season ended today it would be the seventh best in school history.
- Jacob Jablonski hit his first career home run, a three-run shot to right, in the sixth inning against Ole Miss. The three RBI were a career high.
- If the SBC Tournament started today, A-State would be out of the event as the Red Wolves are in 11th place in the league standings.

2018 SBC Baseball Standings

East Division

| Team | Conference | Overall |
|--------|------------|------------|
| CCU | 21-6 .778 | 36-16 .692 |
| USA | 17-9 .654 | 29-21 .580 |
| TROY | 17-10 .630 | 36-17 .679 |
| GASO | 16-10 .615 | 27-23 .540 |
| GSU | 9-17 .346 | 25-26 .490 |
| APP ST | 8-19 .296 | 17-34 .333 |

West Division

| Team | Conference | Overall |
|----------------|------------------|-------------------|
| LA | 15-12 .556 | 30-23 .566 |
| LR | 14-12 .538 | 26-24 .520 |
| TXST | 13-14 .481 | 25-26-1 .490 |
| UTA | 11-16 .407 | 21-30 .412 |
| ULM | 10-17 .370 | 23-28 .451 |
| A-STATE | 9-18 .333 | 18-30 .375 |



2018 Season At A Glance

| | |
|---------------------------|--------|
| Overall | 18-30 |
| SBC | 9-18 |
| vs Ranked Teams | 0-7 |
| vs Unranked Teams | 18-23 |
| Home | 11-14 |
| Road | 7-16 |
| Neutral | 0-0 |
| Day | 8-15 |
| Night | 10-15 |
| More Hits than Opponent | 13-4 |
| Less Hits than Opponent | 1-25 |
| Same Amount of Hits | 4-1 |
| Hits a HR | 11-11 |
| Starter Gets Decision | 12-21 |
| Reliever Gets Decision | 6-9 |
| Less Errors than Opponent | 6-7 |
| More Errors than Opponent | 8-18 |
| Same Amount of Errors | 4-5 |
| Extra Innings | 3-1 |
| Black Jerseys | 3-7 |
| Red Jerseys | 4-12 |
| White Jerseys | 9-4 |
| Grey Jerseys | 2-7 |
| February | 3-2 |
| March | 8-11 |
| April | 4-12 |
| May | 3-5 |
| Tuesday | 4-4 |
| Wednesday | 1-3 |
| Thursday | 1-0 |
| Friday | 5-6 |
| Saturday | 5-7 |
| Sunday | 2-9 |
| Midweek | 5-7 |
| Weekend | 13-23 |
| Last Five Games | 1-4 |
| Last 10 Games | 4-6 |
| Last 15 Games | 6-9 |
| Last 20 Games | 7-13 |
| Current Streak | Lost 3 |
| Home Streak | Lost 3 |
| Road Streak | Lost 2 |
| Neutral Streak | Lost 1 |

A-State vs. Little Rock In-Depth Series History

- A-State leads the all-time series with Little Rock by a count of 76-45 in a series that began in the 1975 season with A-State winning both contests in Jonesboro by scores of 4-3 and 6-1. The Trojans made the trip to Jonesboro again the following season and A-State took both contests by counts of 4-1 and 4-2. The two schools didn't play again until 1980 when Little Rock earned its first two victories in the all-time series by scores of 7-4 and 7-2 in Jonesboro.
- The two teams played several times throughout the early 80's, but have played in each season from 1987 through the present. The two teams became foes in the Sun Belt Conference in 1992, but the five games during the 1992 campaign didn't count as league games. A-State won the first two games by scores of 7-2 and 2-1 in Little Rock before sweeping a three-game set in Jonesboro later in the year by scores of 12-5, 20-7, and 23-7. Since then all of the games played between the two teams have counted on the conference standings or occurred during the SBC Tournament, although the two teams have only met once in the conference tournament (a 13-10 A-State loss in 2000).
- Head coach Tommy Raffo is 27-11 against Little Rock all time. The team won two-of-three in Little Rock to close out the 2009 season in his first three meetings against them. The Trojans won the series 2-1 in 2010 and won two-of-three in the first series of 2011, but A-State reeled off 13 straight victories against Little Rock, including four series sweeps from the second series of 2011 through the first game of the second series during the 2013 campaign. The Trojans won two in a row to end the regular season that year to take the series. A-State swept Little Rock in the first series of 2014 under Raffo's watch, but lost two-of-three to the Trojans in Little Rock before the Red Wolves won the 2015 season's series in Jonesboro two games to one. In 2016, A-State took two of three from the Trojans in Little Rock. A-State dropped game one 9-4 before bouncing back to win games two and three (12-10 and 15-11) in come-back fashion.
- Last season, the teams were only able to play two of the three scheduled games, but both of them were ones to remember. The Red Wolves won the first game of the series 9-8 in 18 innings, the longest SBC game in program history, on a walk-off single from Justin Felix. The game went to extras tied 6-6 but the Trojans scored two runs in the 16th, but A-State scored two in the bottom half to keep the game going. Brady Welsh won the game with five innings in relief, while Justin Felix and Jake Bakamus tied the school record for walks with four. In game two of the set, A-State scored 19 runs on 18 hits and defeated Little Rock 19-2. The team tied the school record for hit-by-pitches with eight and saw Jeremy Brown, Justin Felix, and Alex Howard each total three RBI, while Grant Hawkins and Garrett Rucker had four hits.
- Little Rock enters the weekend at 26-24 and 14-12 in SBC play. The Trojans lost to Central Arkansas Tuesday night 6-4.

Notes from Ole Miss Midweek

- Arkansas State is now 25-86 all-time against Ole Miss after dropping a 15-8 midweek decision to the Rebels May 15. It was Ole Miss's first win in Jonesboro since 2015.
- Kyle MacDonald swatted two home runs in the game to give him 13 on the year. His .656 slugging percentage is tops in the SBC and 66 points higher than the next closest player. It would be the seventh best in

Athletic Media Relations
Arkansas State University

PO Box 1000
State University, AR 72467
Telephone - 870-972-2541
Fax - 870-972-3367
Press Row - 870-972-2541
Website - AStateRedWolves.com

BASEBALL CONTACT

Dennen Cuthbertson, Assistant MRD
870-972-3383
mcuthbertson@astate.edu

Media Relations Office

Jerry Scott, Asst. A.D./Media Relations Director
870-972-3405
jscott@astate.edu

Mark Taylor, Assistant MRD
870-972-3547
martaylor@astate.edu

Chris Graddy, Assistant MRD
870-972-2707
cgraddy@astate.edu

MEDIA INFORMATION

Post-Game Interviews

The Arkansas State locker room is closed to all members of the media. However, head coach Tommy Raffo and requested players will be available for interviews following a brief cooling off period.

Practice Coverage

Red Wolves baseball practices are open to the media. Players and coaches are available for interviews before practice but must be arranged through the Media Relations office.

Weekly Releases

All Arkansas State weekly baseball releases can be obtained as a PDF document on the athletics web site at AStateRedWolves.com. To be added to the email list for all baseball releases or if you would like the releases faxed to you, please contact Dennen Cuthbertson.

TOP CROWDS
AT TOMLINSON STADIUM

| | |
|---------------------------------------|-------|
| 1. Ole Miss (5/16/17) | 1,188 |
| 2. Ole Miss (5/13/14) | 1,143 |
| 3. Memphis (3/11/08) | 1,019 |
| 4. No. 2 ULL (5/3/14) | 1,009 |
| 5. No. 16 Ole Miss (4/23/13)..... | 1,006 |
| 6. No. 15 Ole Miss (4/12/10) | 982 |
| 7. No. 18 WKU (4/3/10) | 942 |
| 8. SEMO (4/14/10) | 847 |
| 9. Tennessee (4/1/15) | 823 |
| 10. Appalachian State (4/25/15) | 819 |
| 11. USA (4/25/10) | 812 |
| 12. No. 2 ULL (5/4/14) | 811 |
| 13. No. 18 WKU (4/2/10) | 782 |
| 14. No. 12 Ole Miss (3/17/09) | 781 |
| 15. USA (DH) (4/24/10) | 767 |

school history if the season ended today. The 13 homers are now tied for fourth most in school history with Murray Watts (2010), Josh Yates (2006), and Reed Bredensteiner (1999). It's the second most in the league this year and the 47th most in the country.

- Jeremy Brown hit his 18th double of the year in the loss to the Rebels, which ties him for 12th most in school history in a single season. He now has 42 in his career, which is seventh most in school history.
- Jacob Jablonski went 2-for-3 with a double and his first career home run in the game. It was a three-run shot which also gave him a career-best three RBI. Since coming off the bench in the May 4 game against Texas State he's hitting .280 with a .357 on-base percentage.
- Grant Hawkins hit a home run to lead off the bottom of the first for A-State. It was the team's second lead-off homer after Drew Tipton hit one against UT Arlington April 15.
- Casey Vaughan had a solid game with a 2-for-3 effort and two runs scored. He also registered his fifth outfield assist by throwing out a runner trying to stretch a single into a double. The five outfield assists are the most on the team.
- There were a combined eight home runs in the game between both teams. Before last night the most combined homers in a home game this season was three on March 17 against Coastal Carolina. It is the most combined homers in a game at Tomlinson Stadium since May 13, 2007 when A-State and ULM totaled eight.

Notes from Georgia Southern Series

- The Red Wolves are now 5-8 all-time against Georgia Southern with all 13 meetings coming with Tommy Raffo as head coach.
- Bradey Welsh had his eighth quality start Friday night after allowing three runs in 6.1 innings with one walk and five strikeouts.
- Drew Tipton extended his on-base streak to 26 games in the series and also now owns a five-game hit streak. He hit a double that was then bobbled in left field that allowed the winning run to score in A-State's 6-5 walk-off win Friday night. The win in the 10th inning was A-State's fourth walk-off of the season and improved the team to 3-1 in extra-inning contests this year. It's the 30th walk-off during Raffo's tenure.
- Coulton Lee pitched in two of the games and didn't allow a run in four innings of work and picked up the win in the May 11 game after a scoreless top of the 10th inning. He now has 92 career appearances to pass John Koch's 91 for second most in school history.
- Zachary Patterson pitched well Saturday after allowing an unearned run in three innings of work on no hits with four strikeouts. In his last two appearances combined Patterson has thrown six innings and allowed no earned runs with seven strikeouts against two walks.
- Peyton Culbertson tossed a pair of scoreless innings in the Saturday game against the Eagles May 12. He's had three scoreless appearances in five outings out of the bullpen.
- Casey Vaughan drove in career-high four runs in the 6-5 win May 11.
- Blake Wynn started all three games and had a hit in each game, including a career-best two in the May 12 contest.

Alberius Wins SBC Pitcher of the Week

- A-State junior pitcher Nate Alberius took home Sun Belt Conference Pitcher of the Week honors for his performance April 28 against South Alabama. He went 8.1 innings and allowed three runs on five hits with

Career Home Runs

| Player | 1R | 2R | 3R | GS | Total |
|--------------|----|----|----|----|-------|
| MacDonald | 6 | 4 | 2 | 1 | 13 |
| J. Brown | 5 | 3 | 2 | 1 | 11 |
| J. Felix | 4 | 2 | 2 | 0 | 8 |
| Hawkins | 3 | 3 | 0 | 0 | 6 |
| D. Tipton | 3 | 1 | 0 | 1 | 5 |
| T. Johnson | 3 | 1 | 1 | 0 | 5 |
| A. Howard | 2 | 1 | 1 | 0 | 4 |
| W. Welch | 2 | 1 | 0 | 0 | 3 |
| J. Deshazier | 0 | 2 | 0 | 1 | 3 |
| Vaughan | 2 | 0 | 0 | 0 | 2 |
| Cullen Ray | 0 | 0 | 2 | 0 | 2 |
| A. Leggo | 1 | 0 | 0 | 0 | 1 |
| J. Jablonski | 0 | 0 | 1 | 0 | 1 |

Come-From-Behind Wins




| Date | Opponent | Deficit(s) | Final |
|------|--------------|------------|-------|
| 2/20 | SEMO | 0-3 | 7-6 |
| 3/10 | Missouri St. | 0-1 | 4-1 |
| 3/13 | SIU | 0-1, 7-8 | 9-8 |
| 3/29 | Louisiana | 2-5, 4-7 | 8-7 |
| 3/30 | Louisiana | 0-1 | 14-2 |
| 4/27 | South Ala. | 0-2 | 6-3 |
| 5/4 | Texas St. | 0-1 | 6-1 |
| 5/11 | GASO | 0-1, 4-5 | 6-5 |

Current Streaks to Watch

| Player | Games | Type |
|--------------|-------|---------|
| D. Tipton | 26 | On Base |
| C. Vaughan | 9 | On Base |
| K. MacDonald | 7 | On Base |
| A. Howard | 6 | Hit |
| T. Johnson | 5 | Hit |
| D. Tipton | 5 | Hit |

Sun Belt Conference Weekly Awards Pitcher of the Week May 1 - Nate Alberius

Weather Report

| Thurs., May 17 | Fri., May 18 | Sat., May 19 |
|---|---|---|
|  |  |  |
| Thunderstorms | Partly Cloudy | Partly Cloudy |
| High: 86 | High: 88 | High: 98 |
| Low: 64 | Low: 68 | Low: 70 |
| Wind: NNE 7 | Wind: SE 6 | Wind: SSW 11 |
| Rain: 40% | Rain: 20% | Rain: 20% |

two strikeouts against three walks. It was his team-high eighth quality start of the season.

- He's the first weekly award winner for A-State since Alex Howard picked up SBC Player of the Week honors in the last week of the regular season last year. However, Alberius is the first A-State pitcher since 2015 to win the award. Jon Glidewell was the recipient of that award March 10, while Tyler Zuber won it two weeks prior.
- It's the 12th weekly award winner since Tommy Raffo took over in 2009 and the seventh time A-State has won Pitcher of the Week.

276 and Counting for Raffo; New Faces on Staff

- A-State head coach Tommy Raffo has a career record of 276-286-1 as he is currently in his 10th season at Arkansas State. The 276 wins are the third most at the school behind J.A. "Ike" Tomlinson and Bill Bethea.
- Raffo has a completely new staff to assist him this season. Rick Guarino joined the staff as an assistant coach and recruiting coordinator with his most recent stint at UT Martin. Guarino played seven seasons of professional baseball before getting into coaching.
- Rowdy Hardy is the team's new pitching coach and comes to A-State from New Mexico Military Institute in Roswell, N.M. He played six seasons of professional baseball before getting into coaching.
- Volunteer assistant Craig Massoni rounds out the staff and he just concluded his playing days after five seasons of professional baseball.

HOME RUN TRACKER

| Date | Player | Opponent | Pitcher | On Base | Inn | Outs | Count | Score | Final Score |
|------|------------|----------------|-----------|---------|-----|------|-------|-------|-------------|
| 2-16 | MacDonald | Illinois State | Huffman | 0 | 4 | 1 | 0-1 | 0-0 | W 1-0 |
| 3-3 | Deshazier | New Orleans | Orze | 3 | 5 | 1 | 0-0 | 3-0 | W 12-3 |
| 3-4 | T. Johnson | New Orleans | Martin | 0 | 1 | 1 | 1-0 | 0-0 | W 6-3 |
| 3-6 | G. Hawkins | UT Martin | Bazzani | 1 | 2 | 1 | 1-0 | 2-0 | W 13-5 |
| 3-6 | Cullen Ray | UT Martin | Rayburn | 2 | 3 | 1 | 0-1 | 4-1 | W 13-5 |
| 3-10 | Deshazier | Missouri St. | Buckner | 1 | 6 | 2 | 0-0 | 1-1 | W 4-1 |
| 3-11 | MacDonald | Missouri St. | Knight | 0 | 2 | 0 | 2-0 | 0-1 | L 5-4 |
| 3-24 | Vaughan | ULM | Hebert | 0 | 2 | 2 | - | 9-0 | W 31-7 |
| 3-24 | MacDonald | ULM | Hebert | 0 | 3 | 1 | - | 12-0 | W 31-7 |
| 3-24 | W. Welch | ULM | Hebert | 1 | 3 | 1 | - | 13-0 | W 31-7 |
| 3-24 | T. Johnson | ULM | Backofen | 2 | 5 | 1 | - | 18-3 | W 31-7 |
| 3-24 | Cullen Ray | ULM | Backofen | 2 | 6 | 0 | - | 22-3 | W 31-7 |
| 3-24 | W. Welch | ULM | Backofen | 0 | 7 | 1 | - | 25-3 | W 31-7 |
| 3-24 | T. Johnson | ULM | Backofen | 0 | 8 | 2 | - | 26-5 | W 31-7 |
| 3-24 | Deshazier | ULM | Backofen | 1 | 9 | 0 | - | 27-5 | W 31-7 |
| 3-29 | W. Welch | LA | Burk | 0 | 7 | 0 | 0-0 | 2-5 | W 8-7 |
| 4-7 | MacDonald | GSU | Rogers | 3 | 3 | 1 | 2-0 | 0-6 | L 16-7 |
| 4-10 | J. Brown | Memphis | Denz | 0 | 2 | 0 | 1-0 | 0-0 | L 4-1 |
| 4-14 | Hawkins | UTA | Vassar | 1 | 1 | 2 | 3-2 | 1-0 | W 6-4 |
| 4-15 | D. Tipton | UTA | Anderson | 0 | 1 | 0 | 1-1 | 0-0 | L 11-2 |
| 4-15 | MacDonald | UTA | Anderson | 0 | 1 | 1 | 0-1 | 1-0 | L 11-2 |
| 4-18 | A. Leggo | Ole Miss | Fowler | 0 | 2 | 2 | 0-1 | 0-3 | L 10-3 |
| 4-20 | J. Brown | Troy | Crane | 0 | 3 | 2 | 1-0 | 1-2 | L 4-3 |
| 4-20 | T. Johnson | Troy | Crane | 0 | 3 | 2 | 0-1 | 2-2 | L 4-3 |
| 4-21 | MacDonald | Troy | Osby | 2 | 4 | 0 | 0-1 | 1-6 | L 13-10 |
| 4-21 | MacDonald | Troy | Childress | 0 | 5 | 1 | 3-2 | 4-9 | L 12-9 |
| 4-25 | T. Johnson | UCA | Moyer | 1 | 2 | 2 | 3-0 | 0-0 | W 12-5 |
| 4-25 | J. Brown | UCA | Rogers | 2 | 3 | 1 | 2-1 | 2-1 | W 12-5 |
| 4-27 | MacDonald | USA | Greene | 2 | 9 | 0 | 1-2 | 3-3 | W 6-3 |
| 4-29 | MacDonald | USA | DeSantis | 1 | 8 | 1 | 0-1 | 1-8 | L 9-6 |
| 5-6 | MacDonald | TXST | Engle | 1 | 4 | 0 | 0-0 | 0-0 | W 2-1 |
| 5-8 | MacDonald | UCA | Moyer | 1 | 1 | 2 | 0-0 | 0-0 | L 14-3 |
| 5-8 | J. Brown | UCA | Moyer | 0 | 3 | 1 | 1-0 | 2-3 | L 14-3 |
| 5-15 | Hawkins | Ole Miss | Fowler | 0 | 1 | 0 | 1-0 | 0-3 | L 15-8 |
| 5-15 | MacDonald | Ole Miss | Miller | 0 | 6 | 1 | 0-0 | 2-10 | L 15-8 |
| 5-15 | Jablonski | Ole Miss | Miller | 2 | 6 | 1 | 2-2 | 3-10 | L 15-8 |
| 5-15 | MacDonald | Ole Miss | C. Green | 1 | 7 | 2 | 2-2 | 6-13 | L 15-8 |

**QUALITY STARTS TRACKER
(6+IP and 3 ER or less allowed)**

| Name | Opp. | Stat Line |
|-------------|----------|-------------------------|
| B. Welsh | Ill. St. | 7.2IP 4H 0R 0ER 1BB 8K |
| N. Alberius | SEMO | 6.1IP 4H 4R 3ER 2BB 2K |
| N. Alberius | MVSU | 7.0IP 4H 0R 0ER 0BB 9K |
| B. Welsh | UNO | 8.0IP 3H 1R 1ER 1BB 5K |
| C. Lee | UNO | 6.0IP 5H 3R 3ER 2BB 3K |
| Culbertson | UNO | 8.0IP 5H 1R 1ER 3BB 3K |
| N. Alberius | UTM | 7.0IP 7H 3R 1ER 0BB 11K |
| C. Lee | Mo. St. | 7.0IP 4H 1R 1ER 1BB 7K |
| N. Alberius | SIU | 6.2IP 4H 3R 0ER 4BB 6K |
| B. Welsh | ULM | 7.0IP 8H 2R 1ER 0BB 5K |
| N. Alberius | ULM | 6.0IP 6H 3R 3ER 4BB 2K |
| Culbertson | ULM | 7.0IP 3H 0R 0ER 3BB 7K |
| B. Welsh | LA | 6.0IP 6H 5R 3ER 2BB 10K |
| N. Alberius | LA | 9.0IP 7H 2R 2ER 0BB 7K |
| B. Welsh | UTA | 6.0IP 4H 2R 2ER 1BB 3K |
| N. Alberius | UTA | 7.0IP 4H 2R 2ER 1BB 4K |
| B. Welsh | Troy | 6.1IP 9H 3R 3ER 1BB 7K |
| N. Alberius | USA | 8.1IP 5H 3R 3ER 3BB 2K |
| B. Welsh | TXST | 6.0IP 5H 1R 1ER 1BB 5K |

Reliever Holds Tracker

(Enters game in save situation and maintains lead for next reliever while recording at least one out)

| Name | Opp. | Stat Line |
|-----------|----------|------------------------|
| T. Kirby | Ill. St. | 0.2IP 0H 0R 0ER 0BB 1K |
| P. Lannon | SEMO | 1.0IP 0H 0R 0ER 0BB 2K |
| T. Kirby | Ill. St. | 0.2IP 0H 1R 1ER 1BB 0K |
| T. Kirby | SIU | 0.1IP 0H 0R 0ER 1BB 1K |
| C. Nix | Troy | 0.1IP 1H 3R 2ER 1BB 1K |

Multiple Hit Games

| | 2 | 3 | 4 | 5+ | Total |
|--------------|-----------|-----------|----------|----------|------------|
| K. MacDonald | 13 | 4 | 2 | - | 19 |
| J. Brown | 8 | 6 | - | - | 14 |
| G. Hawkins | 8 | 2 | 1 | - | 11 |
| D. Tipton | 6 | 3 | - | - | 9 |
| C. Vaughan | 5 | 4 | - | - | 9 |
| T. Johnson | 7 | 1 | 1 | - | 9 |
| W. Welch | 6 | - | 1 | 1 | 8 |
| Cullen Ray | 3 | 3 | - | - | 6 |
| L. Andersen | 4 | - | 1 | - | 5 |
| J. Jablonski | 5 | - | - | - | 5 |
| C. Squire | 2 | 1 | - | - | 3 |
| J. Deshazier | 1 | - | 1 | - | 2 |
| A. Leggo | 2 | - | - | - | 2 |
| B. Wynn | 1 | - | - | - | 1 |
| TEAM | 71 | 24 | 7 | 1 | 103 |

Multiple RBI Games

| | 2 | 3 | 4 | 5+ | Total |
|--------------|-----------|-----------|----------|----------|-----------|
| K. MacDonald | 2 | 7 | 2 | - | 11 |
| G. Hawkins | 7 | - | 1 | - | 8 |
| T. Johnson | 2 | 3 | - | 1 | 6 |
| Cullen Ray | 3 | - | 1 | 1 | 5 |
| J. Deshazier | 4 | - | - | 1 | 5 |
| W. Welch | 4 | - | 1 | - | 5 |
| J. Brown | 1 | 2 | 2 | - | 5 |
| C. Squire | 2 | 1 | - | - | 3 |
| C. Vaughan | 1 | - | 1 | - | 2 |
| A. Leggo | 2 | - | - | - | 2 |
| J. Jablonski | 1 | 1 | - | - | 2 |
| L. Andersen | 1 | - | - | - | 1 |
| D. Tipton | 1 | - | - | - | 1 |
| TEAM | 31 | 14 | 8 | 3 | 56 |

The Last Time...

AN A-STATE TEAM...

| | |
|---|--|
| Scored 30 or more runs in a game | March 24, 2018 at ULM (31) |
| Scored 20 or more runs in a game | March 24, 2018 at ULM (31) |
| Had 30 or more hits in a game | Never |
| Had 20 or more hits in a game | March 24, 2018 at ULM (26) |
| Had 15 or more hits in a game | March 29, 2018 vs Louisiana (16) |
| Hit at least five home runs in a game | March 24, 2018 at ULM (8) |
| Shut out an opponent | Feb. 27, 2018 vs Mississippi Valley State (9-0) |
| Was shut out by an opponent | March 25, 2018 at ULM (4-0) |
| Shut out a Sun Belt Conference opponent | May 13, 2017 at Georgia Southern (1-0) |
| Shut out a SBC opponent in consecutive games | March 23, 1996 vs Jacksonville (DH) |
| Won a game on a "walk-off" hit | March 13, 2018 (Drew Tipton) vs SIU (9-8) |
| Won a game on a "walk-off" HR | March 23, 2013 (Alex Potts) vs FAU (3-2) |
| Won a game on a "walk-off" grand slam | Never |
| Won a game on a "walk-off" sacrifice fly | May 15, 2015 (Stuart Levy) vs. UALR (4-3 14 innings) |
| Won a game on a "walk-off" fielder's choice | April 24, 2016 (Neil Lambert) vs ULM (5-4) |
| Won a game on a "walk-off" wild pitch | March 15, 2016 (Jake Bakamus) vs SIU (1-0) |
| Won a game on a "walk-off" hit-by-pitch | March 29, 2018 (Caelb Squire) vs Louisiana (8-7) |
| Swept a three-game Sun Belt Conference series at home | 2017 vs Georgia State |
| Swept a three-game Sun Belt Conference series on the road | 2015 at Texas State |
| Was swept in a three-game SBC series at home | 2018 vs. Troy |
| Was swept in a three-game SBC series on the road | 2018 at Georgia State |
| Beat a ranked opponent | March 10, 2017 vs No. 24 Louisiana Tech (G2) (6-5) |
| Won a series against a ranked opponent | Feb. 20-21 2015 vs No. 7 Louisville (2 out of 3) |
| Won 10-straight games | 1993 |
| Won 9-straight Sun Belt Conference games | 1997 |
| Won 10-straight games at home | 1995 (14) |
| Won 10-straight games on the road | Never |
| Won 40 games in a season | Never |
| Won the regular season SBC Championship | Never |
| Won the Sun Belt Conference Tournament | 1994 |
| Won the Sun Belt Conference Coach of the Year | 2012 Coach Tommy Raffo |
| Competed in the NCAA Regionals | 1994 |
| Ended a game in a tie | May 15, 2011 at FIU (8-8) |
| Turned a triple play | March 15, 2013 vs UALR |

AN A-STATE PLAYER...

| | |
|---|---|
| Hit for the cycle | March 17, 1993 (Willie Olivas vs Murray State) |
| Hit two triples in one game | Feb. 26, 2017 (Garrett Rucker at Northwestern State) |
| Hit three home runs in one game | March 11, 2014 (Austin Baker at Murray State) |
| Hit two home runs in one game | May 15, 2018 (Kyle MacDonald vs Ole Miss) |
| Hit a grand slam | April 7, 2018 (Kyle MacDonald at Georgia State) |
| Hit an inside-the-park home run | April 20, 2018 (Tobias Johnson vs Troy) |
| Hit three doubles in a game | March 17, 2018 (Jeremy Brown vs Coastal Carolina) |
| Had five base hits in a game | March 29, 2018 (Winston Welch vs Louisiana) |
| Had five or more RBI in a game | March 24, 2018 at ULM (Tobias Johnson) |
| Stole three bases in a game | Feb. 27, 2018 (Grant Hawkins vs Mississippi Valley State) |
| Had four walks in a game | May 19, 2017 (Justin Felix vs LR; Jake Bakamus vs LR) |
| Threw out two runners trying to steal in a game | March 29, 2018 (Cullen Ray vs Louisiana) |
| Hit safely in 20-straight games | 2009 Cody Pace (20) |
| Hit 20 home runs in one season | 2005 Geoff Desmond (20) |
| Hit .400+ for the season | 1980 (Rick Poe, .425) |
| Was the Sun Belt Conference Batting Champion | Never |
| Was the Sun Belt Conference RBI Champion | 1994 Kourtney Paul (55) |
| Was the Sun Belt Conference Home Run Champion | Never |
| Was the Sun Belt Conference Player of the Year | Never |
| Was the Sun Belt Conference Stolen Base Leader | 2012 Michael Faulkner (41) |

AN A-STATE PITCHER...

| | |
|---|--|
| Won 10 games | 1994 Keith Horn (10) |
| Threw a no-hitter | 2005 (Taylor Fowler vs Northwestern) |
| Threw a complete game (Win) | March 30, 2018 (Nate Alberius vs Louisiana) |
| Threw a complete game shutout | May 23, 2014 (Chandler Hawkins vs Troy; 7 innings) |
| Struck out 10 or more | March 29, 2018 (Bradey Welch vs Louisiana) |
| Won a game as a true freshman | April 25, 2018 (Carter Holt vs Central Arkansas) |
| Recorded a three-inning save | March 3, 2018 (Bo Ritter at UNO) |
| Was the Sun Belt Conference Win Leader | 2012, Jacob Lee (9) |
| Was the Sun Belt Conference ERA Leader | 1997, Jay Akin (1.96) |
| Was the Sun Belt Conference Pitcher of the Year | 2012, Jacob Lee |

2018 Arkansas State Red Wolves

NUMERICAL ROSTER

| # | Name | Pos. | B/T | HT | WT | YR | HOMETOWN (PREVIOUS SCHOOL) |
|----|--------------------------|--------|-----|------|-----|-------|---|
| 1 | Grant Hawkins | INF | R/R | 6-0 | 175 | Sr. | Murfreesboro, Tenn. (Dyersburg State CC) |
| 2 | Andrew Lannon | C | L/R | 5-11 | 175 | Fr. | Blytheville, Ark. (Armored HS) |
| 3 | Pierce Mitchum | OF | R/R | 5-9 | 175 | Fr. | Heber Springs, Ark. (Heber Springs HS) |
| 4 | Alex Howard | INF | R/R | 6-0 | 195 | Sr. | Albuquerque, N.M. (New Mexico Military Institute) |
| 5 | Tobias Johnson | INF | L/R | 5-9 | 185 | Sr. | Curtis, Wash. (Lower Columbia CC) |
| 6 | Casey Vaughan | OF | R/R | 6-1 | 185 | R-Jr | Cabot, Ark. (Crowder CC) |
| 7 | Andrew Leggo | INF/OF | S/R | 5-10 | 200 | Fr. | Waterloo, Ontario (St. David's Secondary) |
| 8 | Kyle MacDonald | 1B | L/R | 6-3 | 240 | Jr. | Mississauga, Ontario (Crowder CC) |
| 9 | Jeremy Brown | INF | R/R | 6-1 | 190 | Sr. | Festus, Mo. (Festus HS) |
| 10 | Caleb Squire | INF | L/R | 5-10 | 185 | Jr. | Arvada, Colo. (Barstow CC) |
| 11 | Justin Felix | C | R/R | 6-1 | 215 | Sr. | Nogales, Ariz. (New Mexico Military Institute) |
| 12 | Austin Powell | C | R/R | 6-0 | 205 | So. | Star City, Ark. (Star City HS) |
| 14 | Coulton Lee | LHP | L/L | 6-1 | 225 | Sr. | Benton, Ark. (Benton HS) |
| 15 | Winston Welch | 1B/OF | R/L | 6-1 | 225 | Sr. | Tucson, Ariz. (New Mexico Military Institute) |
| 16 | Bryan Ayers | RHP | R/R | 6-2 | 250 | R-Sr. | Vilonia, Ark. (Vilonia HS) |
| 17 | Peyton Culbertson | RHP | R/R | 6-1 | 220 | Jr. | Collierville, Tenn. (Collierville HS) |
| 18 | Brandon Stuckenschneider | LHP | L/L | 6-0 | 215 | R-So. | Poplar Bluff, Mo. (Poplar Bluff HS) |
| 19 | Jacob Jablonski | INF | S/R | 6-2 | 195 | Fr. | Palmdale, Calif. (Paraclete HS) |
| 20 | Logan Andersen | OF | R/R | 5-10 | 185 | Jr. | O'Fallon, Mo. (Jefferson College) |
| 21 | Bo Ritter | RHP | R/R | 6-1 | 190 | Sr. | Hot Springs, Ark. (Lakeside HS) |
| 23 | Carter Holt | RHP | R/R | 6-5 | 225 | Fr. | Jackson, Tenn. (Jackson Christian School) |
| 24 | Conrad Ray | RHP | R/R | 6-6 | 235 | R-Fr. | Germantown, Tenn. (Houston HS) |
| 25 | Cullen Ray | C | R/R | 6-2 | 205 | So. | Germantown, Tenn. (Houston HS) |
| 26 | Drew Tipton | OF | R/R | 5-10 | 165 | R-So. | Bryant, Ark. (Bryant HS) |
| 27 | Bradey Welsh | RHP | R/R | 5-11 | 190 | Jr. | Marshfield, Mo. (Marshfield HS) |
| 28 | Chase Nix | LHP | R/L | 6-2 | 205 | So. | Benton, Ark. (Benton HS) |
| 29 | Noah Stone | RHP | R/R | 6-8 | 275 | Fr. | St. Louis, Mo. (Lutheran HS South) |
| 30 | Korey Wasson | RHP | R/R | 6-0 | 205 | Fr. | Hot Springs, Ark. (Lake Hamilton HS) |
| 32 | Zachary Patterson | RHP | R/R | 6-1 | 235 | R-Jr. | Cabot, Ark. (Cabot HS) |
| 34 | Jaylon Deshazier | OF/P | R/R | 6-2 | 210 | Fr. | Pine Bluff, Ark. (Pine Bluff HS) |
| 35 | Jesse Kutzke | RHP | R/R | 6-5 | 225 | Jr. | Topeka, Kan. (Allen CC) |
| 36 | Nate Alberius | RHP | R/R | 6-1 | 205 | Jr. | Little Rock, Ark. (Crowder CC) |
| 37 | Tyler Moreland | OF/P | R/R | 6-4 | 195 | Fr. | Texarkana, Ark. (Genoa Central HS) |
| 38 | Tanner Kirby | RHP | R/R | 6-1 | 185 | Sr. | Maumelle, Ark. (Maumelle HS) |
| 39 | Blake Wynn | INF/OF | R/R | 6-1 | 170 | R-Fr. | Star City, Ark. (Star City HS) |
| 40 | Payton Lannon | LHP | L/L | 6-1 | 190 | Jr. | Blytheville, Ark. (Northeast Mississippi CC) |

| Alphabetical Roster | | |
|---------------------|--------------------------|--------|
| # | Name | Pos. |
| 36 | Nate Alberius | RHP |
| 20 | Logan Andersen | OF |
| 16 | Bryan Ayers | RHP |
| 9 | Jeremy Brown | INF |
| 17 | Peyton Culbertson | RHP |
| 34 | Jaylon Deshazier | OF/P |
| 11 | Justin Felix | C |
| 1 | Grant Hawkins | INF |
| 23 | Carter Holt | RHP |
| 4 | Alex Howard | INF |
| 37 | Jacob Jablonski | INF |
| 5 | Tobias Johnson | INF |
| 38 | Tanner Kirby | RHP |
| 35 | Jesse Kutzke | RHP |
| 2 | Andrew Lannon | C |
| 40 | Payton Lannon | LHP |
| 14 | Coulton Lee | LHP |
| 7 | Andrew Leggo | INF/OF |
| 8 | Kyle MacDonald | 1B |
| 3 | Pierce Mitchum | OF |
| 19 | Tyler Moreland | OF/P |
| 28 | Chase Nix | LHP |
| 32 | Zachary Patterson | RHP |
| 12 | Austin Powell | C |
| 24 | Conrad Ray | RHP |
| 25 | Cullen Ray | C |
| 21 | Bo Ritter | RHP |
| 10 | Caleb Squire | INF |
| 29 | Noah Stone | RHP |
| 18 | Brandon Stuckenschneider | LHP |
| 26 | Drew Tipton | OF |
| 6 | Casey Vaughan | OF |
| 30 | Korey Wasson | RHP |
| 15 | Winston Welch | 1B/OF |
| 27 | Bradey Welsh | RHP |
| 39 | Blake Wynn | INF/OF |

Coaching Staff

Head Coach: 22 Tommy Raffo (10th Season)

Pitching Coach: 13 Rowdy Hardy (1st Season)

Assistant Coach/Recruiting Coordinator: 31 Rick Guarno (1st Season)

Volunteer Assistant Coach: 33 Craig Massoni (1st Season)

Support Staff

Strength & Conditioning: Jen Taft

Athletic Trainers: Adam Norman, Rachel Lamb

Managers: Drew Kilgore, Brandon Little, Lucas Young

Pronunciation Guide

Nate Alberius – AL-beer-EE-us

Bryan Ayers – AIRS

Jesse Kutzke – CUT-ski

Brandon Stuckenschneider - STUCK-in-SNIDE-er

Jaylon Deshazier – DEE-shay-shure

Jacob Jablonski – JUH-blon-skee

Roster Breakdown

Seniors (10): Bryan Ayers, Jeremy Brown, Justin Felix, Grant Hawkins, Alex Howard, Tobias Johnson, Tanner Kirby, Coulton Lee, Bo Ritter, and Winston Welch.

Juniors (10): Nate Alberius, Logan Andersen, Peyton Culbertson, Jesse Kutzke, Payton Lannon, Kyle MacDonald, Zachary Patterson, Caleb Squire, Casey Vaughan, and Bradey Welsh.

Sophomores (5): Chase Nix, Austin Powell, Cullen Ray, Brandon Stuckenschneider, and Drew Tipton.

Freshmen (11): Jaylon Deshazier, Carter Holt, Jacob Jablonski, Andrew Lannon, Andrew Leggo, Pierce Mitchum, Tyler Moreland, Conrad Ray, Noah Stone, Korey Wasson, and Blake Wynn.

Infielders (10): Jeremy Brown, Grant Hawkins, Alex Howard, Jacob Jablonski, Tobias Johnson, Andrew Leggo, Kyle MacDonald, Caleb Squire, Winston Welch, and Blake Wynn.

Outfielders (8): Logan Andersen, Jaylon Deshazier, Pierce Mitchum, Tyler Moreland, Drew Tipton, Casey Vaughan, Winston Welch, and Blake Wynn.

Catchers (4): Justin Felix, Andrew Lannon, Austin Powell, and Cullen Ray.

Pitchers (18): Nate Alberius, Bryan Ayers, Peyton Culbertson, Jaylon Deshazier, Carter Holt, Tanner Kirby, Jesse Kutzke, Payton Lannon, Coulton Lee, Tyler Moreland, Chase Nix, Zachary Patterson, Conrad Ray, Bo Ritter, Noah Stone, Brandon Stuckenschneider, Korey Wasson, and Bradey Welsh.

Red Wolves by State/Country

Arkansas (17) - Nate Alberius, Bryan Ayers, Jaylon Deshazier, Tanner Kirby, Andrew Lannon, Payton Lannon, Coulton Lee, Pierce Mitchum, Tyler Moreland, Chase Nix, Zachary Patterson, Austin Powell, Bo Ritter, Drew Tipton, Casey Vaughan, Korey Wasson, Blake Wynn

Missouri (5) - Logan Andersen, Jeremy Brown, Noah Stone, Brandon Stuckenschneider, Bradey Welsh

Tennessee (5) - Peyton Culbertson, Grant Hawkins, Carter Holt, Conrad Ray, Cullen Ray

Ontario, Canada (2) - Andrew Leggo, Kyle MacDonald

Arizona (2) - Justin Felix, Winston Welch

California (1) - Jacob Jablonski

Colorado (1) - Caleb Squire


Kansas (1) - Jesse Kutzke

New Mexico (1) - Alex Howard

Washington (1) - Tobias Johnson

Roster Quick Notes

- 1 Grant HawkinsHit team's 2nd leadoff HR of season vs Ole Miss (5/15)
 - 2 Andrew Lannon.....Appeared in 20 games (5 starts) ... has 3 RBI and 7 walks
 - 3 Pierce Mitchum.....True freshman has yet to play ... hit nine homers as a senior in HS
 - 4 Alex HowardHasn't played due to medical issue ... led team with 15 doubles in '17
 - 5 Tobias Johnson.....Second on team with 5 HR ... 4th on team with 25 RBI
 - 6 Casey VaughanHitting .329 in SBC games ... leads team with 5 outfield assists
 - 7 Andrew Leggo.....Hit first career HR 4/18 at Ole Miss ... hit first triple at USA (4/28)
 - 8 Kyle MacDonaldFirst in SBC in slugging (.656) ... 36 of 47 RBI in SBC games
 - 9 Jeremy Brown.....18 doubles is 2nd most in SBC ... hitting .355 in league games
 - 10 Caleb Squire.....Last 9 appearances have come as PH ... 2-for-2 with 2 RBI (5/12)
 - 11 Justin FelixInjured before season and will redshirt ... lead team with 8 HR in '17
 - 12 Austin PowellPlayed in 4 games ... threw out only runner attempting to steal
 - 14 Coulton LeeEarned win 5/11 vs GASO ... seven appearances since April 25
 - 15 Winston WelchMulti-RBI game vs TXST (5/5) ... hit first 2 career HR at ULM (3/24)
 - 16 Bryan Ayers8 appearances out of bullpen ... 1st start at UCA (5/8) ... 17 K
 - 17 Peyton Culbertson1-4 record ... 5 of last 6 appearances have been out of bullpen
 - 18 Brandon Stuckenschneider.....Injured and will miss all of 2018 season ... 3.69 ERA in 2017
 - 19 Jacob JablonskiHit 1st career triple at Ole Miss (4/18) ... hit 1st HR vs Ole Miss (5/15)
 - 20 Logan AndersenMade 1st start since April 29 vs Ole Miss 5/15 ... two triples this year
 - 21 Bo RitterERA at 3.16 is best on team ... four saves on season is team high
 - 23 Carter HoltFirst win vs UCA (4/25) ... 2.53 ERA in five starts this season
 - 24 Conrad Ray.....Has not appeared in a game this season ... brother of Cullen Ray
 - 25 Cullen RayStarted 41 games at C ... 5th on team with 22 RBI and 1st in SF (3)
 - 26 Drew Tipton.....Hit in 21 of last 22 games (.326 average during) ... 8-9 in SB
 - 27 Bradey WelshLeads team with 64 K ... 2nd in SBC in K/BB ratio at 4.92 ... 8 QS
 - 28 Chase Nix13 appearances out of pen ... threw season-best 3 IP on 5/15
 - 29 Noah Stone.....Has not played this season ... First-Team All-State selection in HS
 - 30 Korey Wasson12 appearances out of bullpen ... 8 strikeouts in 10.0 IP
 - 32 Zachary Patterson4 starts in 12 total appearances ... three IP vs. GASO (5/12) no ER
 - 34 Jaylon DeshazierHad 7 RBI in first start at UNO (3/3) ... 3 HR is T4th most on team
 - 35 Jesse KutzkeHas three saves on year ... 10 K in 9.1 IP in 10 appearances
 - 36 Nate AlberiusTied for team high with 8 QS ... was SBC Pitcher of Week May 1
 - 37 Tyler MorelandHas not played in a game ... 4-year letterman at Genoa Central HS
 - 38 Tanner Kirby18 appearances out of bullpen ... 3 holds ... First win vs TXST (5/6)
 - 39 Blake Wynn.....First career hit against TXST (5/6) ... 1st 2-hit game May 12 (GASO)
 - 40 Payton LannonOne hold on the year ... 16 appearances on the year ... 13 K
- Team Notes.....Ranked 47th in country in HBP (68) ... 20 quality starts (10 last year)



BRADY WELSH

RIGHT-HANDED PITCHER | R/R | 5-11 | 190
JUNIOR | MARSHFIELD, MO.
MARSHFIELD HIGH SCHOOL

27

WELSH CAREER HIGHS

IP: 8.0 - at UNO (3/2/18)
Strikeouts: 10 - ULL (3/29/18)
BF: 37 - at ULL (4/13/17)
Chances: 4 - Troy (4/20/18)
Putouts: 2 - vs Omaha (2/28/16)
Assists: 4 - Troy (4/20/18)

JUNIOR SEASON (2018): Shut out Illinois State for 7.2 innings in season opener to earn win and allowed one hit with one walk and tied a career high with eight K's ... posted another strong start with a career-high eight innings at UNO March 2 ... had third quality start of the season against ULM March 23, but took a loss ... posted fourth quality start of season against Louisiana and struck out a career-high 10 ... registered second win of season against UT Arlington April 14 in first game of a doubleheader after allowing two runs in six innings for his fifth quality start of the year ... had sixth quality start against Troy on 4/20 with three runs allowed in 6.1 innings with seven strikeouts and one walk ... picked up seventh quality start and third win of season with six strong innings against Texas State May 4 as he allowed one run on five hits with five strikeouts against one walk ... tossed eighth quality start of season to tie for team best against Georgia Southern May 11 and allowed three runs on eight hits with one walk against five strikeouts ... 3-4 record on the season with team-best 64 strikeouts.


SOPHOMORE SEASON (2017): Totaled 14 appearances and made nine starts during sophomore campaign ... registered a 4-2 record with a 6.23 ERA ... struck out 43 and walked 27 in 56.1 innings ... held opposing hitters to a .283 batting average ... second on the team with three quality starts, including back-to-back midweek quality starts versus Southern Illinois (March 28) and SEMO (April 4) to earn a spot in weekend rotation ... pitched in two of A-State's three shutouts with a scoreless inning out of the pen Feb. 17 in the 6-0 season-opening win over NYIT before hurling six shutout innings in A-State's 1-0 victory at Georgia Southern May 13 ... went a career-long 7.2 innings in first career SBC start at Louisiana-Lafayette April 13 ... struck out a career-best eight at SIU March 28 ... had a season-high two assists at ULL (April 13) and at Appalachian State (April 29) ... earned first career win versus Southeast Missouri April 4 after firing seven innings and allowing one run (earned) on four hits with five strikeouts against one walk ... also earned wins over South Alabama (April 22 in game one of doubleheader), App State (April 29), and against Little Rock with five innings out of the bullpen in the 9-8, 18-inning win over the Trojans.

FRESHMAN SEASON (2016): Made 10 appearances, all out of the bullpen ... pitched to a 7.20 ERA in 10 innings and was 0-1 ... struck out seven batters against six walks ... pitched in A-State's 1-0 shutout win over Southern Illinois ... tossed a career-high 2.2 innings against Nebraska Omaha Feb. 28 and didn't allow a run on two hits with one walk and two punch outs ... had a season-best four strikeouts at Georgia State March 20.

HIGH SCHOOL: Prepped at Marshfield High School in Marshfield, Mo., and was a four-year starter for the Blue Jays ... ranked as the 23rd best player in the state of Missouri by PrepBaseballReport.com ... first-team All-Conference and All-District selection as a senior ... hit .450 as senior and was also very impressive on the mound ... graduated with honors ... also played basketball for MHS.

PERSONAL: Son of Heather and Landon Lemons ... born March 6, 1997 ... majoring in communications ... enjoys playing video games and pick-up basketball in his spare time.

| | CAREER STATISTICS | | | | | | | | | | | | | | | |
|---------------|-------------------|------------|-----------|-----------|----------|----------|--------------|------------|-----------|-----------|-----------|------------|------------|-------------|----------|-----------|
| | ERA | W-L | AP | GS | CG | SV | IP | H | R | ER | BB | SO | BF | AVG | WP | HB |
| 2016 | 7.20 | 0-1 | 10 | 0 | 0 | 0 | 10.0 | 19 | 11 | 8 | 6 | 7 | 57 | .404 | 0 | 0 |
| 2017 | 6.23 | 4-2 | 14 | 9 | 0 | 0 | 56.1 | 63 | 44 | 39 | 27 | 43 | 264 | .283 | 4 | 5 |
| 2018 | 4.16 | 3-4 | 12 | 12 | 0 | 0 | 71.1 | 76 | 38 | 33 | 13 | 64 | 309 | .272 | 5 | 10 |
| Totals | 5.23 | 7-7 | 36 | 21 | 0 | 0 | 137.2 | 158 | 93 | 80 | 46 | 114 | 630 | .288 | 9 | 15 |



NATE ALBERIUS

RIGHT-HANDED PITCHER | R/R | 6-1 | 205
JUNIOR | LITTLE ROCK, ARK.
CROWDER CC | LITTLE ROCK CHRISTIAN



| ALBERIUS CAREER HIGHS | |
|-----------------------|--------------------------------------|
| IP: | 9.0 - ULL (3/30/18) |
| Strikeouts: | 11 - UTM (3/6/18) |
| BF: | 33 - Twice Last at USA (4/28/18) |
| Chances: | 3 - SEMO (2/20/18) |
| Putouts: | 1 - Troy (4/21/18) |
| Assists: | 2 - Four Times Last TXST (5/5/18) |

JUNIOR SEASON (2018): Has made five starts in 2018 with four being quality starts ... picked up first win against Mississippi Valley State on Feb. 27 ... pitched seven innings and earned win against UT Martin March 6 and struck out a career-high, and team best in 2018, 11 ... posted his fifth quality start in win over ULM March 24 ... tossed A-State's first nine-inning complete game since April 22, 2016 in 14-2 win over Louisiana March 30 ... pitched seven strong innings against UTA in game two of an April 14 doubleheader by allowing just two runs for his team-high seventh quality start ... posted eighth quality start with 8.1 innings against USA April 28 and won the SBC Pitcher of the Week award for his efforts ... has a 4.85 ERA and 49 strikeouts.

CROWDER COLLEGE (2017): Tossed 35.2 innings with a 3-1 record, one save, and a 2.52 ERA for the Roughriders, who went 54-14 and advanced to the National Junior College Athletic Association World Series ... posted 28 strikeouts against 12 walks and only gave up three extra-base hits.


UNIVERSITY OF ARKANSAS (2016): Did not play for the Razorbacks in 2016.

JACKSON STATE COMMUNITY COLLEGE (2015): Infielder at JSCC where he hit .307 with a .456 slugging percentage ... also scored 29 runs, drove in 20 runs ... hit six doubles, one triple, and three home runs ... stole four bases.

HIGH SCHOOL: Four-year letterman at Little Rock Christian ... went 12-1 with a 1.08 ERA as a senior for the Warriors and batted .387 with 29 RBI and 12 doubles ... was named 5A Pitcher of the Year in 2014 ... played in the Arkansas Activities Association All-Star Game ... went 10-2 with a 1.87 ERA as a junior in 2013 and batted .426 with 50 RBI and 15 doubles ... as a sophomore, went 5-2 with a 2.89 ERA and hit .327 with 23 RBI and eight doubles ... two-time Arkansas Democrat Gazette All-State selection ... also played golf and football ... two-time academic honor roll.

PERSONAL: Birthday is Aug. 5 ... son of Lisa and Randy Alberius ... majoring in general studies with an emphasis in agriculture, communications, and marketing ... enjoys hunting and fishing.

| ----- CAREER STATISTICS ----- | | | | | | | | | | | | | | | | |
|-------------------------------|-------------|------------|-----------|-----------|----------|----------|-------------|-----------|-----------|-----------|-----------|-----------|------------|-------------|----------|----------|
| | ERA | W-L | AP | GS | CG | SV | IP | H | R | ER | BB | SO | BF | AVG | WP | HB |
| 2018 | 4.85 | 5-4 | 13 | 13 | 1 | 0 | 72.1 | 74 | 49 | 39 | 21 | 49 | 317 | .265 | 7 | 7 |
| Totals | 4.85 | 5-4 | 13 | 13 | 1 | 0 | 72.1 | 74 | 49 | 39 | 21 | 49 | 317 | .265 | 7 | 7 |



CARTER HOLT

RIGHT-HANDED PITCHER | R/R | 6-5 | 225
FRESHMAN | JACKSON, TENN.
JACKSON CHRISTIAN SCHOOL

23

| HOLT CAREER HIGHS | |
|--------------------|------------------------------------|
| IP: | 5.0 - Twice Last GASO (5/13/18) |
| Strikeouts: | 3 - CCU (3/17/18) |
| BF: | 25 - at Mizzou (3/20/18) |
| Chances: | 2 - Twice Last UCA (4/25/18) |
| Putouts: | 0 |
| Assists: | 2 - Twice Last UCA (4/25/18) |

FRESHMAN SEASON (2018): Has appeared in five games and thrown 10 innings including a career-high four at Mizzou March 20 ... has 12 walks against six strikeouts ... tossed a scoreless inning against Georgia State April 6 ... tossed career-high five innings against UCA April 25 and registered first win ... started against South Alabama April 29 and threw three innings of one-run ball ... started against Texas State May 6 and allowed no runs in 4.1 innings on three hits with two strikeouts ... tied career high with five innings pitched against Georgia Southern May 13 and allowed three runs on three hits with three walks and two strikeouts.

HIGH SCHOOL: Four-year letterwinner at Jackson Christian School in Jackson, Tenn. ... Three-time All-District selection for the Eagles and two-time All-State performer ... selected as the 2016 All-West Tennessee Player of the Year ... earned the 2017 All-West Tennessee Hitter of the Year award after hitting .506 as a senior with 12 doubles, six home runs, and 28 RBI ... pitched to an 0.86 ERA as a senior in limited action ... went 12-2 as a junior with a 1.11 ERA and 94 strikeouts and helped the Eagles to the Class A State Tournament semifinals ... part of a state championship team as a freshman ... member of National Honor Society.

PERSONAL: Son of Brent and Luanne Holt ... majoring in accounting ... birthday is April 13 ... enjoys hanging out with friends, playing video games, and kayaking.

| ----- CAREER STATISTICS ----- | | | | | | | | | | | | | | | | |
|-------------------------------|-------------|------------|-----------|----------|----------|----------|-------------|-----------|-----------|-----------|-----------|-----------|------------|-------------|----------|----------|
| | ERA | W-L | AP | GS | CG | SV | IP | H | R | ER | BB | SO | BF | AVG | WP | HB |
| 2018 | 6.63 | 1-2 | 12 | 5 | 0 | 0 | 38.0 | 44 | 35 | 28 | 26 | 18 | 184 | .301 | 5 | 6 |
| Totals | 6.63 | 1-2 | 12 | 5 | 0 | 0 | 38.0 | 44 | 35 | 28 | 26 | 18 | 184 | .301 | 5 | 6 |



The Automated ScoreBook
Overall Statistics for Arkansas State (as of May 15, 2018)
(All games Sorted by Batting avg)



Record: 18-30 Home: 11-14 Away: 7-16 Conference: 9-18

| Player | avg | gp-gs | ab | r | h | 2b | 3b | hr | rbi | tb | slg% | bb | hp | so | gdp | ob% | sf | sh | sb-att | po | a | e | fld% |
|-------------------|------|-------|------|-----|-----|-----|----|----|-----|-----|------|-----|----|-----|-----|------|----|----|--------|------|-----|----|-------|
| MacDonald, Kyle | .350 | 47-47 | 180 | 46 | 63 | 12 | 2 | 13 | 47 | 118 | .656 | 32 | 4 | 43 | 4 | .454 | 2 | 0 | 0-0 | 377 | 20 | 8 | .980 |
| Brown, Jeremy | .316 | 44-44 | 174 | 28 | 55 | 18 | 1 | 4 | 27 | 87 | .500 | 20 | 5 | 42 | 1 | .400 | 1 | 3 | 1-1 | 65 | 100 | 7 | .959 |
| Tipton, Drew | .284 | 42-40 | 148 | 29 | 42 | 13 | 0 | 1 | 13 | 58 | .392 | 18 | 7 | 29 | 1 | .383 | 2 | 2 | 8-9 | 101 | 2 | 2 | .981 |
| Vaughan, Casey | .276 | 38-34 | 123 | 19 | 34 | 5 | 0 | 1 | 11 | 42 | .341 | 15 | 6 | 25 | 2 | .382 | 0 | 3 | 2-3 | 55 | 5 | 4 | .938 |
| Johnson, Tobias | .259 | 38-37 | 147 | 17 | 38 | 7 | 1 | 5 | 25 | 62 | .422 | 13 | 8 | 30 | 3 | .349 | 1 | 3 | 1-1 | 53 | 53 | 6 | .946 |
| Welch, Winston | .252 | 40-33 | 131 | 20 | 33 | 8 | 0 | 3 | 16 | 50 | .382 | 15 | 1 | 31 | 4 | .329 | 2 | 0 | 0-0 | 78 | 2 | 1 | .988 |
| Hawkins, Grant | .232 | 48-48 | 181 | 38 | 42 | 7 | 3 | 3 | 28 | 64 | .354 | 35 | 14 | 57 | 1 | .396 | 0 | 3 | 10-13 | 72 | 130 | 17 | .922 |
| Andersen, Logan | .206 | 35-27 | 102 | 9 | 21 | 3 | 2 | 0 | 9 | 28 | .275 | 9 | 1 | 26 | 2 | .277 | 0 | 0 | 2-3 | 57 | 1 | 0 | 1.000 |
| Ray, Cullen | .198 | 43-41 | 131 | 21 | 26 | 3 | 0 | 2 | 22 | 35 | .267 | 10 | 6 | 38 | 6 | .280 | 3 | 4 | 0-0 | 282 | 20 | 6 | .981 |
| Jablonski, Jacob | .196 | 35-26 | 92 | 10 | 18 | 5 | 1 | 1 | 8 | 28 | .304 | 16 | 2 | 31 | 3 | .324 | 1 | 2 | 1-2 | 21 | 50 | 10 | .877 |
| ----- | | | | | | | | | | | | | | | | | | | | | | | |
| Wynn, Blake | .250 | 13-5 | 20 | 5 | 5 | 0 | 0 | 0 | 0 | 5 | .250 | 2 | 1 | 6 | 1 | .348 | 0 | 0 | 0-1 | 2 | 0 | 0 | 1.000 |
| Squire, Caleb | .215 | 31-14 | 65 | 7 | 14 | 3 | 0 | 0 | 12 | 17 | .262 | 6 | 7 | 17 | 0 | .342 | 1 | 4 | 0-0 | 2 | 7 | 1 | .900 |
| Deshazier, Jaylon | .214 | 30-19 | 70 | 14 | 15 | 2 | 0 | 3 | 15 | 26 | .371 | 6 | 0 | 26 | 2 | .276 | 0 | 0 | 0-0 | 18 | 0 | 4 | .818 |
| Leggo, Andrew | .196 | 27-10 | 56 | 8 | 11 | 0 | 1 | 1 | 7 | 16 | .286 | 7 | 6 | 23 | 0 | .343 | 1 | 1 | 0-1 | 13 | 2 | 2 | .882 |
| Powell, Austin | .167 | 4-2 | 6 | 0 | 1 | 0 | 0 | 0 | 0 | 1 | .167 | 1 | 0 | 3 | 0 | .286 | 0 | 0 | 0-0 | 9 | 1 | 1 | .909 |
| Lannon, Andrew | .074 | 20-5 | 27 | 3 | 2 | 0 | 0 | 0 | 3 | 2 | .074 | 7 | 0 | 10 | 0 | .265 | 0 | 0 | 0-0 | 53 | 5 | 3 | .951 |
| Totals | .254 | 48 | 1653 | 274 | 420 | 86 | 11 | 37 | 243 | 639 | .387 | 212 | 68 | 437 | 30 | .360 | 14 | 25 | 25-34 | 1277 | 462 | 78 | .957 |
| Opponents | .275 | 48 | 1649 | 343 | 454 | 108 | 12 | 36 | 315 | 694 | .421 | 226 | 61 | 344 | 33 | .377 | 27 | 30 | 63-76 | 1291 | 421 | 49 | .972 |

LOB - Team (408), Opp (377). DPs turned - Team (43), Opp (32). CI - Team (4), Ray, Cu. 2, Lannon, A. 2, Opp (1). IBB - Team (5), MacDonald 2, Johnson, To. 2, Andersen, L. 1, Opp (1). Picked off - Hawkins, G. 3, MacDonald 1.

(All games Sorted by Earned run avg)

| Player | era | w-l | app | gs | cg | sho | sv | ip | h | r | er | bb | so | 2b | 3b | hr | b/avg | wp | hp | bk | sfa | sha | |
|--------------------|-------|-------|-----|----|----|-----|----|-------|-----|-----|-----|-----|-----|-----|----|----|-------|----|----|----|-----|-----|--|
| Ritter, Bo | 3.16 | 1-1 | 19 | 0 | 0 | 0/0 | 4 | 37.0 | 29 | 14 | 13 | 8 | 32 | 7 | 1 | 1 | .216 | 10 | 0 | 0 | 2 | 3 | |
| Culbertson, Peyton | 3.86 | 1-4 | 13 | 8 | 0 | 0/0 | 0 | 46.2 | 43 | 26 | 20 | 28 | 44 | 13 | 0 | 1 | .251 | 6 | 11 | 0 | 4 | 3 | |
| Welsh, Bradey | 4.16 | 3-4 | 12 | 12 | 0 | 0/1 | 0 | 71.1 | 76 | 38 | 33 | 13 | 64 | 15 | 5 | 8 | .272 | 5 | 10 | 1 | 3 | 3 | |
| Alberius, Nate | 4.85 | 5-4 | 13 | 13 | 1 | 0/1 | 0 | 72.1 | 74 | 49 | 39 | 21 | 49 | 13 | 2 | 4 | .265 | 7 | 7 | 2 | 5 | 5 | |
| Holt, Carter | 6.63 | 1-2 | 12 | 5 | 0 | 0/0 | 0 | 38.0 | 44 | 35 | 28 | 26 | 18 | 11 | 0 | 4 | .301 | 5 | 6 | 0 | 1 | 5 | |
| Lee, Coulton | 6.87 | 4-5 | 20 | 5 | 0 | 0/0 | 0 | 56.1 | 62 | 46 | 43 | 28 | 35 | 21 | 1 | 3 | .288 | 9 | 2 | 3 | 3 | 7 | |
| Patterson, Zachary | 8.67 | 0-4 | 12 | 4 | 0 | 0/0 | 0 | 27.0 | 31 | 30 | 26 | 21 | 23 | 6 | 1 | 2 | .292 | 4 | 8 | 0 | 2 | 2 | |
| ----- | | | | | | | | | | | | | | | | | | | | | | | |
| Wynn, Blake | 0.00 | 0-0 | 1 | 0 | 0 | 0/0 | 0 | 1.0 | 0 | 0 | 0 | 0 | 0 | 0 | 0 | 0 | .000 | 0 | 0 | 0 | 0 | 0 | |
| Wasson, Korey | 7.36 | 0-1 | 12 | 0 | 0 | 0/0 | 0 | 11.0 | 10 | 13 | 9 | 18 | 8 | 2 | 0 | 1 | .238 | 3 | 3 | 0 | 0 | 1 | |
| Kutzke, Jesse | 7.71 | 1-1 | 10 | 0 | 0 | 0/1 | 3 | 9.1 | 13 | 9 | 8 | 7 | 10 | 2 | 0 | 1 | .317 | 2 | 1 | 0 | 0 | 1 | |
| Kirby, Tanner | 7.98 | 1-0 | 18 | 0 | 0 | 0/2 | 0 | 14.2 | 18 | 14 | 13 | 12 | 16 | 6 | 0 | 1 | .305 | 4 | 4 | 0 | 2 | 0 | |
| Nix, Chase | 10.91 | 0-0 | 13 | 0 | 0 | 0/0 | 0 | 15.2 | 21 | 26 | 19 | 16 | 15 | 5 | 1 | 3 | .309 | 2 | 4 | 0 | 1 | 0 | |
| Ayers, Bryan | 11.77 | 1-1 | 9 | 1 | 0 | 0/1 | 0 | 13.0 | 14 | 17 | 17 | 13 | 17 | 3 | 0 | 4 | .264 | 2 | 1 | 0 | 1 | 0 | |
| Lannon, Payton | 17.51 | 0-3 | 16 | 0 | 0 | 0/1 | 0 | 12.1 | 19 | 26 | 24 | 15 | 13 | 4 | 1 | 3 | .358 | 4 | 4 | 1 | 3 | 0 | |
| Totals | 6.13 | 18-30 | 48 | 48 | 1 | 2/2 | 7 | 425.2 | 454 | 343 | 290 | 226 | 344 | 108 | 12 | 36 | .275 | 63 | 61 | 7 | 27 | 30 | |
| Opponents | 4.81 | 30-18 | 48 | 48 | 1 | 2/2 | 11 | 430.1 | 420 | 274 | 230 | 212 | 437 | 86 | 11 | 37 | .254 | 59 | 68 | 3 | 14 | 25 | |

PB - Team (18), Ray, Cu. 11, Lannon, A. 5, Powell, A. 2, Opp (16). Pickoffs - Team (8), Lee, C. 2, Welsh, B. 2, Culbertson 1, Ray, Cu. 1, Kirby, T. 1, Patterson 1, Opp (4). SBA/ATT - Ray, Cu. (52-58), Alberius, N. (19-21), Lannon, A. (10-12), Lannon, P. (9-9), Culbertson (6-7), Patterson (5-7), Lee, C. (4-6), Welsh, B. (2-6), Kirby, T. (5-5), Ritter, B. (1-3), Kutzke, J. (3-3), Ayers, B. (3-3), Wasson, K. (2-2), Holt, C. (2-2), Nix, Ch. (2-2), Powell, A. (0-1).



The Automated ScoreBook
Overall Statistics for Arkansas State (as of May 15, 2018)
(All games Sorted by Fielding pct)



| Player | c | po | a | e | fld% | dp | sba | csb | sba% | pb | ci |
|--------------------|------|------|-----|----|-------|----|-----|-----|-------|----|----|
| Andersen, Logan | 58 | 57 | 1 | 0 | 1.000 | 0 | 0 | 0 | --- | 0 | 0 |
| Culbertson, Peyton | 10 | 2 | 8 | 0 | 1.000 | 1 | 6 | 1 | .857 | 0 | 0 |
| Holt, Carter | 9 | 2 | 7 | 0 | 1.000 | 0 | 2 | 0 | 1.000 | 0 | 0 |
| Ritter, Bo | 6 | 4 | 2 | 0 | 1.000 | 0 | 1 | 2 | .333 | 0 | 0 |
| Wasson, Korey | 3 | 1 | 2 | 0 | 1.000 | 1 | 2 | 0 | 1.000 | 0 | 0 |
| Kirby, Tanner | 2 | 0 | 2 | 0 | 1.000 | 0 | 5 | 0 | 1.000 | 0 | 0 |
| Wynn, Blake | 2 | 2 | 0 | 0 | 1.000 | 1 | 0 | 0 | --- | 0 | 0 |
| Kutzke, Jesse | 2 | 0 | 2 | 0 | 1.000 | 0 | 3 | 0 | 1.000 | 0 | 0 |
| Ayers, Bryan | 2 | 1 | 1 | 0 | 1.000 | 0 | 3 | 0 | 1.000 | 0 | 0 |
| Nix, Chase | 1 | 0 | 1 | 0 | 1.000 | 0 | 2 | 0 | 1.000 | 0 | 0 |
| Welch, Winston | 81 | 78 | 2 | 1 | .988 | 1 | 0 | 0 | --- | 0 | 0 |
| Tipton, Drew | 105 | 101 | 2 | 2 | .981 | 0 | 0 | 0 | --- | 0 | 0 |
| Ray, Cullen | 308 | 282 | 20 | 6 | .981 | 1 | 52 | 6 | .897 | 11 | 2 |
| MacDonald, Kyle | 405 | 377 | 20 | 8 | .980 | 34 | 0 | 0 | --- | 0 | 0 |
| Brown, Jeremy | 172 | 65 | 100 | 7 | .959 | 20 | 0 | 0 | --- | 0 | 0 |
| Lannon, Andrew | 61 | 53 | 5 | 3 | .951 | 0 | 10 | 2 | .833 | 5 | 2 |
| Johnson, Tobias | 112 | 53 | 53 | 6 | .946 | 15 | 0 | 0 | --- | 0 | 0 |
| Vaughan, Casey | 64 | 55 | 5 | 4 | .938 | 1 | 0 | 0 | --- | 0 | 0 |
| Lee, Coulton | 16 | 4 | 11 | 1 | .938 | 0 | 4 | 2 | .667 | 0 | 0 |
| Welsh, Bradey | 16 | 2 | 13 | 1 | .938 | 0 | 2 | 4 | .333 | 0 | 0 |
| Alberius, Nate | 14 | 1 | 12 | 1 | .929 | 2 | 19 | 2 | .905 | 0 | 0 |
| Hawkins, Grant | 219 | 72 | 130 | 17 | .922 | 28 | 0 | 0 | --- | 0 | 0 |
| Powell, Austin | 11 | 9 | 1 | 1 | .909 | 0 | 0 | 1 | .000 | 2 | 0 |
| Squire, Caleb | 10 | 2 | 7 | 1 | .900 | 2 | 0 | 0 | --- | 0 | 0 |
| Leggo, Andrew | 17 | 13 | 2 | 2 | .882 | 0 | 0 | 0 | --- | 0 | 0 |
| Jablonski, Jacob | 81 | 21 | 50 | 10 | .877 | 6 | 0 | 0 | --- | 0 | 0 |
| Patterson, Zachary | 6 | 2 | 3 | 1 | .833 | 0 | 5 | 2 | .714 | 0 | 0 |
| Deshazier, Jaylon | 22 | 18 | 0 | 4 | .818 | 0 | 0 | 0 | --- | 0 | 0 |
| Lannon, Payton | 2 | 0 | 0 | 2 | .000 | 0 | 9 | 0 | 1.000 | 0 | 0 |
| Totals | 1817 | 1277 | 462 | 78 | .957 | 43 | 63 | 13 | .829 | 18 | 4 |
| Opponents | 1761 | 1291 | 421 | 49 | .972 | 32 | 25 | 9 | .735 | 16 | 1 |

Hitting minimums - 1 Games 1.0 AB/Game 2.0 TPA/Game

Pitching minimums - 1 Games 0.5 IP/Game



The Automated ScoreBook
Conference statistics for Arkansas State (as of May 13, 2018)
(Conference games only Sorted by Batting avg)



Record: 9-18 Home: 5-10 Away: 4-8 Conference: 9-18

| Player | avg | gp-gs | ab | r | h | 2b | 3b | hr | rbi | tb | slg% | bb | hp | so | gdp | ob% | sf | sh | sb-att | po | a | e | fld% | |
|-------------------|------|-------|-----|-----|-----|----|----|----|-----|-----|------|-----|----|-----|-----|------|----|----|--------|-----|-----|----|-------|--|
| Brown, Jeremy | .355 | 27-27 | 107 | 16 | 38 | 13 | 1 | 1 | 18 | 56 | .523 | 14 | 1 | 25 | 0 | .434 | 0 | 3 | 0-0 | 35 | 62 | 4 | .960 | |
| MacDonald, Kyle | .354 | 26-26 | 99 | 26 | 35 | 8 | 1 | 8 | 36 | 69 | .697 | 18 | 4 | 27 | 3 | .463 | 2 | 0 | 0-0 | 212 | 11 | 5 | .978 | |
| Vaughan, Casey | .329 | 24-22 | 82 | 12 | 27 | 4 | 0 | 1 | 9 | 34 | .415 | 10 | 5 | 13 | 1 | .433 | 0 | 1 | 0-1 | 41 | 3 | 1 | .978 | |
| Tipton, Drew | .300 | 24-22 | 80 | 17 | 24 | 8 | 0 | 1 | 6 | 35 | .438 | 13 | 4 | 11 | 1 | .418 | 1 | 1 | 4-5 | 60 | 0 | 1 | .984 | |
| Johnson, Tobias | .279 | 22-21 | 86 | 12 | 24 | 6 | 1 | 3 | 14 | 41 | .477 | 6 | 4 | 16 | 2 | .351 | 1 | 1 | 0-0 | 35 | 41 | 4 | .950 | |
| Welch, Winston | .268 | 27-24 | 97 | 15 | 26 | 5 | 0 | 3 | 13 | 40 | .412 | 10 | 1 | 20 | 2 | .336 | 2 | 0 | 0-0 | 59 | 1 | 1 | .984 | |
| Ray, Cullen | .232 | 25-25 | 82 | 13 | 19 | 1 | 0 | 1 | 11 | 23 | .280 | 5 | 5 | 20 | 4 | .312 | 1 | 2 | 0-0 | 166 | 13 | 6 | .968 | |
| Hawkins, Grant | .221 | 27-27 | 104 | 24 | 23 | 5 | 2 | 1 | 16 | 35 | .337 | 18 | 5 | 33 | 0 | .362 | 0 | 3 | 2-4 | 37 | 74 | 11 | .910 | |
| ----- | | | | | | | | | | | | | | | | | | | | | | | | |
| Wynn, Blake | .313 | 6-5 | 16 | 4 | 5 | 0 | 0 | 0 | 0 | 5 | .313 | 1 | 1 | 4 | 1 | .389 | 0 | 0 | 0-1 | 0 | 0 | 0 | .000 | |
| Deshazier, Jaylon | .200 | 15-8 | 25 | 5 | 5 | 0 | 0 | 1 | 6 | 8 | .320 | 3 | 0 | 10 | 1 | .286 | 0 | 0 | 0-0 | 5 | 0 | 2 | .714 | |
| Leggo, Andrew | .182 | 17-8 | 44 | 4 | 8 | 0 | 1 | 0 | 6 | 10 | .227 | 3 | 4 | 20 | 0 | .288 | 1 | 1 | 0-1 | 11 | 0 | 1 | .917 | |
| Squire, Caleb | .176 | 15-7 | 34 | 3 | 6 | 1 | 0 | 0 | 4 | 7 | .206 | 2 | 3 | 7 | 0 | .282 | 0 | 3 | 0-0 | 0 | 4 | 1 | .800 | |
| Andersen, Logan | .116 | 17-11 | 43 | 4 | 5 | 0 | 0 | 0 | 3 | 5 | .116 | 1 | 1 | 12 | 2 | .156 | 0 | 0 | 1-1 | 17 | 0 | 0 | 1.000 | |
| Jablonski, Jacob | .114 | 16-8 | 35 | 1 | 4 | 0 | 0 | 0 | 1 | 4 | .114 | 4 | 0 | 13 | 2 | .200 | 1 | 0 | 0-0 | 2 | 19 | 1 | .955 | |
| Lannon, Andrew | .000 | 11-2 | 11 | 1 | 0 | 0 | 0 | 0 | 1 | 0 | .000 | 4 | 0 | 5 | 0 | .267 | 0 | 0 | 0-0 | 27 | 1 | 0 | 1.000 | |
| Totals | .263 | 27 | 945 | 157 | 249 | 51 | 6 | 20 | 144 | 372 | .394 | 112 | 38 | 236 | 19 | .361 | 9 | 15 | 7-13 | 719 | 262 | 40 | .961 | |
| Opponents | .285 | 27 | 929 | 190 | 265 | 66 | 10 | 18 | 176 | 405 | .436 | 123 | 32 | 189 | 20 | .381 | 18 | 17 | 31-38 | 728 | 242 | 30 | .970 | |

LOB - Team (235), Opp (212). DPs turned - Team (26), Opp (20). CI - Team (2), Ray, Cu. 2, Opp (1). IBB - Team (4), Johnson, To. 2, MacDonald 2, Opp (1). Picked off - Hawkins, G. 2.

(Conference games only Sorted by Earned run avg)

| Player | era | w-l | app | gs | cg | sho | sv | ip | h | r | er | bb | so | 2b | 3b | hr | b/avg | wp | hp | bk | sfa | sha | | |
|--------------------|-------|------|-----|----|----|-----|----|-------|-----|-----|-----|-----|-----|----|----|----|-------|----|----|----|-----|-----|--|--|
| Ritter, Bo | 3.09 | 1-1 | 13 | 0 | 0 | 0/0 | 3 | 23.1 | 18 | 8 | 8 | 3 | 21 | 4 | 1 | 0 | .214 | 6 | 0 | 0 | 1 | 1 | | |
| Culbertson, Peyton | 4.23 | 0-3 | 9 | 5 | 0 | 0/0 | 0 | 27.2 | 27 | 16 | 13 | 21 | 31 | 9 | 0 | 1 | .267 | 3 | 6 | 0 | 3 | 2 | | |
| Holt, Carter | 4.34 | 0-1 | 6 | 3 | 0 | 0/0 | 0 | 18.2 | 11 | 9 | 9 | 13 | 12 | 3 | 0 | 2 | .177 | 1 | 3 | 0 | 0 | 1 | | |
| Welsh, Bradey | 4.35 | 2-3 | 9 | 9 | 0 | 0/0 | 0 | 51.2 | 63 | 30 | 25 | 10 | 46 | 15 | 4 | 4 | .306 | 4 | 7 | 1 | 3 | 3 | | |
| Alberius, Nate | 6.90 | 3-3 | 8 | 8 | 1 | 0/0 | 0 | 44.1 | 54 | 38 | 34 | 14 | 21 | 11 | 2 | 3 | .307 | 5 | 4 | 0 | 4 | 3 | | |
| Lee, Coulton | 7.71 | 2-4 | 13 | 2 | 0 | 0/0 | 0 | 32.2 | 38 | 30 | 28 | 21 | 20 | 12 | 1 | 1 | .306 | 7 | 1 | 3 | 2 | 6 | | |
| ----- | | | | | | | | | | | | | | | | | | | | | | | | |
| Wynn, Blake | 0.00 | 0-0 | 1 | 0 | 0 | 0/0 | 0 | 1.0 | 0 | 0 | 0 | 0 | 0 | 0 | 0 | 0 | .000 | 0 | 0 | 0 | 0 | 0 | | |
| Patterson, Zachary | 1.50 | 0-0 | 4 | 0 | 0 | 0/0 | 0 | 6.0 | 2 | 2 | 1 | 3 | 6 | 0 | 0 | 0 | .100 | 0 | 1 | 0 | 1 | 0 | | |
| Wasson, Korey | 9.00 | 0-0 | 5 | 0 | 0 | 0/0 | 0 | 5.0 | 5 | 5 | 5 | 7 | 3 | 1 | 0 | 1 | .263 | 1 | 2 | 0 | 0 | 1 | | |
| Kirby, Tanner | 9.72 | 1-0 | 9 | 0 | 0 | 0/0 | 0 | 8.1 | 11 | 9 | 9 | 5 | 6 | 3 | 0 | 1 | .333 | 2 | 4 | 0 | 2 | 0 | | |
| Nix, Chase | 13.50 | 0-0 | 7 | 0 | 0 | 0/0 | 0 | 7.1 | 10 | 16 | 11 | 10 | 9 | 3 | 1 | 2 | .294 | 2 | 2 | 0 | 0 | 0 | | |
| Ayers, Bryan | 16.71 | 0-1 | 4 | 0 | 0 | 0/0 | 0 | 7.0 | 9 | 13 | 13 | 9 | 7 | 1 | 0 | 2 | .300 | 1 | 1 | 0 | 1 | 0 | | |
| Lannon, Payton | 18.56 | 0-2 | 8 | 0 | 0 | 0/0 | 0 | 5.1 | 12 | 11 | 11 | 6 | 6 | 3 | 1 | 1 | .429 | 3 | 1 | 1 | 1 | 0 | | |
| Kutzke, Jesse | 20.25 | 0-0 | 3 | 0 | 0 | 0/0 | 0 | 1.1 | 5 | 3 | 3 | 1 | 1 | 1 | 0 | 0 | .556 | 0 | 0 | 0 | 0 | 0 | | |
| Totals | 6.31 | 9-18 | 27 | 27 | 1 | 0/0 | 3 | 239.2 | 265 | 190 | 168 | 123 | 189 | 66 | 10 | 18 | .285 | 35 | 32 | 5 | 18 | 17 | | |
| Opponents | 5.01 | 18-9 | 27 | 27 | 1 | 2/2 | 10 | 242.2 | 249 | 157 | 135 | 112 | 236 | 51 | 6 | 20 | .263 | 23 | 38 | 2 | 9 | 15 | | |

PB - Team (9), Ray, Cu. 6, Lannon, A. 3, Opp (9). Pickoffs - Team (5), Welsh, B. 2, Lee, C. 1, Kirby, T. 1, Ray, Cu. 1, Opp (2). SBA/ATT - Ray, Cu. (26-31), Alberius, N. (8-9), Culbertson (6-6), Lannon, A. (4-5), Lee, C. (4-5), Welsh, B. (1-5), Kirby, T. (4-4), Ritter, B. (1-2), Holt, C. (2-2), Ayers, B. (2-2), Patterson (2-2), Wasson, K. (1-1).



The Automated ScoreBook
Conference statistics for Arkansas State (as of May 13, 2018)
(Conference games only Sorted by Fielding pct)



| Player | c | po | a | e | fld% | dp | sba | csb | sba% | pb | ci |
|--------------------|------|-----|-----|----|-------|----|-----|-----|-------|----|----|
| Lannon, Andrew | 28 | 27 | 1 | 0 | 1.000 | 0 | 4 | 1 | .800 | 3 | 0 |
| Andersen, Logan | 17 | 17 | 0 | 0 | 1.000 | 0 | 0 | 0 | --- | 0 | 0 |
| Alberius, Nate | 7 | 1 | 6 | 0 | 1.000 | 2 | 8 | 1 | .889 | 0 | 0 |
| Culbertson, Peyton | 4 | 1 | 3 | 0 | 1.000 | 1 | 6 | 0 | 1.000 | 0 | 0 |
| Ritter, Bo | 3 | 2 | 1 | 0 | 1.000 | 0 | 1 | 1 | .500 | 0 | 0 |
| Holt, Carter | 3 | 1 | 2 | 0 | 1.000 | 0 | 2 | 0 | 1.000 | 0 | 0 |
| Ayers, Bryan | 2 | 1 | 1 | 0 | 1.000 | 0 | 2 | 0 | 1.000 | 0 | 0 |
| Wasson, Korey | 2 | 1 | 1 | 0 | 1.000 | 0 | 1 | 0 | 1.000 | 0 | 0 |
| Kirby, Tanner | 2 | 0 | 2 | 0 | 1.000 | 0 | 4 | 0 | 1.000 | 0 | 0 |
| Patterson, Zachary | 1 | 1 | 0 | 0 | 1.000 | 0 | 2 | 0 | 1.000 | 0 | 0 |
| Tipton, Drew | 61 | 60 | 0 | 1 | .984 | 0 | 0 | 0 | --- | 0 | 0 |
| Welch, Winston | 61 | 59 | 1 | 1 | .984 | 1 | 0 | 0 | --- | 0 | 0 |
| MacDonald, Kyle | 228 | 212 | 11 | 5 | .978 | 20 | 0 | 0 | --- | 0 | 0 |
| Vaughan, Casey | 45 | 41 | 3 | 1 | .978 | 0 | 0 | 0 | --- | 0 | 0 |
| Ray, Cullen | 185 | 166 | 13 | 6 | .968 | 1 | 26 | 5 | .839 | 6 | 2 |
| Brown, Jeremy | 101 | 35 | 62 | 4 | .960 | 13 | 0 | 0 | --- | 0 | 0 |
| Jablonski, Jacob | 22 | 2 | 19 | 1 | .955 | 3 | 0 | 0 | --- | 0 | 0 |
| Johnson, Tobias | 80 | 35 | 41 | 4 | .950 | 10 | 0 | 0 | --- | 0 | 0 |
| Welsh, Bradey | 13 | 2 | 10 | 1 | .923 | 0 | 1 | 4 | .200 | 0 | 0 |
| Leggo, Andrew | 12 | 11 | 0 | 1 | .917 | 0 | 0 | 0 | --- | 0 | 0 |
| Hawkins, Grant | 122 | 37 | 74 | 11 | .910 | 16 | 0 | 0 | --- | 0 | 0 |
| Lee, Coulton | 10 | 2 | 7 | 1 | .900 | 0 | 4 | 1 | .800 | 0 | 0 |
| Squire, Caleb | 5 | 0 | 4 | 1 | .800 | 1 | 0 | 0 | --- | 0 | 0 |
| Deshazier, Jaylon | 7 | 5 | 0 | 2 | .714 | 0 | 0 | 0 | --- | 0 | 0 |
| Lannon, Payton | 0 | 0 | 0 | 0 | .000 | 0 | 0 | 0 | --- | 0 | 0 |
| Wynn, Blake | 0 | 0 | 0 | 0 | .000 | 0 | 0 | 0 | --- | 0 | 0 |
| Nix, Chase | 0 | 0 | 0 | 0 | .000 | 0 | 0 | 0 | --- | 0 | 0 |
| Kutzke, Jesse | 0 | 0 | 0 | 0 | .000 | 0 | 0 | 0 | --- | 0 | 0 |
| Totals | 1021 | 719 | 262 | 40 | .961 | 26 | 31 | 7 | .816 | 9 | 2 |
| Opponents | 1000 | 728 | 242 | 30 | .970 | 20 | 7 | 6 | .538 | 9 | 1 |

Hitting minimums - 1 Games 1.0 AB/Game 2.0 TPA/Game
Pitching minimums - 1 Games 0.5 IP/Game



The Automated ScoreBook
Game Results for Arkansas State (as of May 16, 2018)
(All games)



| Date | Opponent | Score | Inns | Overall | Conference | Pitcher of record | Attend | Time |
|----------------|----------------------|---------|------|---------|------------|----------------------|--------|------|
| Feb 16, 2018 | ILLINOIS STATE | w 1-0 | 9 | 1-0-0 | 0-0-0 | Welsh, B. (W 1-0) | 453 | 2:14 |
| Feb 18, 2018 | ILLINOIS STATE-1 | L 3-18 | 9 | 1-1-0 | 0-0-0 | Lee, C. (L 0-1) | - | 3:11 |
| Feb 18, 2018 | ILLINOIS STATE-2 | L 4-11 | 9 | 1-2-0 | 0-0-0 | Culbertson (L 0-1) | 445 | 3:15 |
| Feb 20, 2018 | SOUTHEAST MISSOURI | w 7-6 | 9 | 2-2-0 | 0-0-0 | Kutzke, J. (W 1-0) | 294 | 3:07 |
| Feb 27, 2018 | MISSISSIPPI VALLEY | w 9-0 | 9 | 3-2-0 | 0-0-0 | Alberius, N. (W 1-0) | 262 | 2:34 |
| Mar 02, 2018 | at New Orleans | L 1-2 | (11) | 3-3-0 | 0-0-0 | Kutzke, J. (L 1-1) | 220 | 3:13 |
| Mar 03, 2018 | at New Orleans | w 12-3 | 9 | 4-3-0 | 0-0-0 | Lee, C. (W 1-1) | 225 | 2:56 |
| Mar 04, 2018 | at New Orleans | w 6-3 | 9 | 5-3-0 | 0-0-0 | Culbertson (W 1-1) | 213 | 2:41 |
| Mar 06, 2018 | UT MARTIN | w 13-5 | 9 | 6-3-0 | 0-0-0 | Alberius, N. (W 2-0) | 201 | 3:11 |
| Mar 09, 2018 | at Missouri State | L 4-12 | 9 | 6-4-0 | 0-0-0 | Welsh, B. (L 1-1) | 612 | 2:43 |
| Mar 10, 2018 | at Missouri State | w 4-1 | 9 | 7-4-0 | 0-0-0 | Lee, C. (W 2-1) | 637 | 2:32 |
| Mar 11, 2018 | at Missouri State | L 4-5 | 9 | 7-5-0 | 0-0-0 | Lannon, P. (L 0-1) | 424 | 2:57 |
| Mar 13, 2018 | SOUTHERN ILLINOIS | w 9-8 | (11) | 8-5-0 | 0-0-0 | Ayers, B. (W 1-0) | 368 | 3:59 |
| * Mar 16, 2018 | #30 COASTAL CAROLINA | L 1-3 | 9 | 8-6-0 | 0-1-0 | Welsh, B. (L 1-2) | 271 | 2:42 |
| * Mar 17, 2018 | #30 COASTAL CAROLINA | L 14-26 | 9 | 8-7-0 | 0-2-0 | Lee, C. (L 2-2) | 454 | 4:11 |
| * Mar 18, 2018 | #30 COASTAL CAROLINA | L 3-8 | 9 | 8-8-0 | 0-3-0 | Culbertson (L 1-2) | 321 | 3:14 |
| Mar 20, 2018 | at #25 Missouri | L 1-11 | 9 | 8-9-0 | 0-3-0 | Alberius, N. (L 2-1) | 406 | 2:45 |
| Mar 21, 2018 | at #25 Missouri | L 9-14 | 9 | 8-10-0 | 0-3-0 | Patterson (L 0-1) | 407 | 3:55 |
| * Mar 23, 2018 | at UL MONROE | L 0-2 | 9 | 8-11-0 | 0-4-0 | Welsh, B. (L 1-3) | 1152 | 2:42 |
| * Mar 24, 2018 | at UL MONROE | w 31-7 | 9 | 9-11-0 | 1-4-0 | Alberius, N. (W 3-1) | 1369 | 3:46 |
| * Mar 25, 2018 | at UL MONROE | L 0-4 | 9 | 9-12-0 | 1-5-0 | Lee, C. (L 2-3) | 858 | 2:50 |
| * Mar 29, 2018 | LOUISIANA | w 8-7 | (12) | 10-12-0 | 2-5-0 | Ritter, B. (W 1-0) | 239 | 4:18 |
| * Mar 30, 2018 | LOUISIANA | w 14-2 | 9 | 11-12-0 | 3-5-0 | Alberius, N. (W 4-1) | 347 | 2:49 |
| * Mar 31, 2018 | LOUISIANA | L 1-6 | 9 | 11-13-0 | 3-6-0 | Culbertson (L 1-3) | 408 | 2:51 |
| * Apr 06, 2018 | at Georgia State | L 3-12 | 9 | 11-14-0 | 3-7-0 | Welsh, B. (L 1-4) | 289 | 2:49 |
| * Apr 07, 2018 | at Georgia State | L 7-16 | 9 | 11-15-0 | 3-8-0 | Alberius, N. (L 4-2) | 214 | 3:09 |
| * Apr 08, 2018 | at Georgia State | L 2-3 | 9 | 11-16-0 | 3-9-0 | Lee, C. (L 2-4) | 325 | 2:38 |
| Apr 10, 2018 | at Memphis | L 1-4 | 9 | 11-17-0 | 3-9-0 | Patterson (L 0-2) | 255 | 2:44 |
| Apr 11, 2018 | MEMPHIS | L 3-6 | 9 | 11-18-0 | 3-9-0 | Holt, C. (L 0-1) | 356 | 2:33 |
| * Apr 14, 2018 | at UT Arlington-1 | w 6-4 | 9 | 12-18-0 | 4-9-0 | Welsh, B. (W 2-4) | 377 | 2:26 |
| * Apr 14, 2018 | at UT Arlington-2 | L 2-4 | 9 | 12-19-0 | 4-10-0 | Ayers, B. (L 1-1) | 377 | 2:25 |
| * Apr 15, 2018 | at UT Arlington | L 2-11 | 9 | 12-20-0 | 4-11-0 | Culbertson (L 1-4) | 409 | 2:38 |
| Apr 18, 2018 | at #7 Ole Miss | L 3-10 | 9 | 12-21-0 | 4-11-0 | Patterson (L 0-3) | 8091 | 2:46 |
| * Apr 20, 2018 | TROY | L 3-4 | 9 | 12-22-0 | 4-12-0 | Ritter, B. (L 1-1) | 440 | 2:27 |
| * Apr 21, 2018 | TROY-1 | L 10-13 | 9 | 12-23-0 | 4-13-0 | Lannon, P. (L 0-2) | - | 3:09 |
| * Apr 21, 2018 | TROY-2 | L 9-12 | 9 | 12-24-0 | 4-14-0 | Lee, C. (L 2-5) | 603 | 3:16 |
| Apr 25, 2018 | CENTRAL ARKANSAS | w 12-5 | 9 | 13-24-0 | 4-14-0 | Holt, C. (W 1-1) | 232 | 2:54 |
| * Apr 27, 2018 | at South Alabama | w 6-3 | 9 | 14-24-0 | 5-14-0 | Lee, C. (W 3-5) | 1505 | 3:01 |
| * Apr 28, 2018 | at South Alabama | w 6-3 | 9 | 15-24-0 | 6-14-0 | Alberius, N. (W 5-2) | 1596 | 2:56 |
| * Apr 29, 2018 | at South Alabama | L 6-9 | 9 | 15-25-0 | 6-15-0 | Lannon, P. (L 0-3) | 1641 | 2:44 |
| * May 04, 2018 | TEXAS STATE | w 6-1 | 9 | 16-25-0 | 7-15-0 | Welsh, B. (W 3-4) | 294 | 2:43 |
| * May 05, 2018 | TEXAS STATE | L 3-10 | 9 | 16-26-0 | 7-16-0 | Alberius, N. (L 5-3) | 337 | 2:44 |
| * May 06, 2018 | TEXAS STATE | w 2-1 | 9 | 17-26-0 | 8-16-0 | Kirby, T. (W 1-0) | 286 | 2:29 |
| May 08, 2018 | at Central Arkansas | L 3-14 | 9 | 17-27-0 | 8-16-0 | Wasson, K. (L 0-1) | 442 | 2:40 |
| * May 11, 2018 | GEORGIA SOUTHERN | w 6-5 | (10) | 18-27-0 | 9-16-0 | Lee, C. (W 4-5) | 285 | 3:45 |
| * May 12, 2018 | GEORGIA SOUTHERN | L 5-10 | 9 | 18-28-0 | 9-17-0 | Alberius, N. (L 5-4) | 374 | 2:54 |
| * May 13, 2018 | GEORGIA SOUTHERN | L 1-4 | 9 | 18-29-0 | 9-18-0 | Holt, C. (L 1-2) | 251 | 2:19 |
| May 15, 2018 | #4 OLE MISS | L 8-15 | 9 | 18-30-0 | 9-18-0 | Patterson (L 0-4) | 619 | 3:26 |

* = Conference game

() extra inning game



The Automated ScoreBook
Games Summary for Arkansas State (as of May 16, 2018)
(All games)



| Score by innings | 1 | 2 | 3 | 4 | 5 | 6 | 7 | 8 | 9 | EX | Total |
|-------------------------|----------|----------|----------|----------|----------|----------|----------|----------|----------|-----------|--------------|
| Arkansas State | 40 | 25 | 44 | 24 | 31 | 25 | 40 | 18 | 24 | 3 | 274 |
| Opponents | 30 | 36 | 36 | 59 | 49 | 33 | 38 | 27 | 34 | 1 | 343 |

Record when ...

| | | | |
|----------------------|-------|----------------------|-------|
| Overall | 18-30 | After 6 leading | 16-1 |
| Conference | 9-18 | trailing | 1-24 |
| Non-Conference | 9-12 | tied | 1-5 |
| Home games | 11-14 | After 7 leading | 16-1 |
| Away games | 7-16 | trailing | 1-25 |
| Neutral site | 0-0 | tied | 1-4 |
| Day games | 8-14 | After 8 leading | 16-0 |
| Night games | 10-16 | trailing | 1-26 |
| vs Left starter | 5-11 | tied | 1-4 |
| vs Right starter | 13-19 | | |
| 1-Run games | 6-4 | Hit 0 home runs | 7-19 |
| 2-Run games | 1-3 | ... 1 home run | 8-7 |
| 5+Run games | 7-16 | ... 2+ home runs | 3-4 |
| Extra innings | 3-1 | | |
| Shutouts | 2-2 | Opponent 0 home runs | 12-16 |
| | | 1 home run | 5-7 |
| | | 2+ HRs | 1-7 |
| Scoring 0-2 runs | 2-11 | | |
| 3-5 runs | 1-12 | | |
| 6-9 runs | 10-5 | Made 0 errors | 5-7 |
| 10+ runs | 5-2 | ... 1 error | 3-8 |
| | | ... 2+ errors | 10-15 |
| Opponent 0-2 runs | 6-2 | | |
| 3-5 runs | 8-8 | Opp. made 0 errors | 4-13 |
| 6-9 runs | 4-4 | 1 error | 5-13 |
| 10+ runs | 0-16 | 2+ errors | 9-4 |
| Scored in 1st inning | 5-10 | Out-hit opponent | 13-4 |
| Opp. scored in 1st | 5-14 | Out-hit by opponent | 1-25 |
| Scores first | 11-8 | Hits are tied | 4-1 |
| Opp. scores first | 7-22 | | |

Record when team scores:

| | | | | | | | | | | | |
|------|-----|-----|-----|-----|-----|-----|-----|-----|-----|-----|-----|
| Runs | 0 | 1 | 2 | 3 | 4 | 5 | 6 | 7 | 8 | 9 | 10+ |
| W-L | 0-2 | 1-6 | 1-3 | 0-8 | 1-3 | 0-1 | 6-1 | 1-1 | 1-1 | 2-2 | 5-2 |

Record when opponent scores:

| | | | | | | | | | | | |
|------|-----|-----|-----|-----|-----|-----|-----|-----|-----|-----|------|
| Runs | 0 | 1 | 2 | 3 | 4 | 5 | 6 | 7 | 8 | 9 | 10+ |
| W-L | 2-0 | 3-0 | 1-2 | 4-2 | 1-5 | 3-1 | 1-2 | 2-0 | 1-1 | 0-1 | 0-16 |

Record when leading after:

| | | | | | | | | |
|------|-----|------|------|------|------|------|------|------|
| Inn. | 1 | 2 | 3 | 4 | 5 | 6 | 7 | 8 |
| W-L | 5-6 | 10-5 | 11-7 | 13-4 | 14-2 | 16-1 | 16-1 | 16-0 |

Record when trailing after:

| | | | | | | | | |
|------|------|------|------|------|------|------|------|------|
| Inn. | 1 | 2 | 3 | 4 | 5 | 6 | 7 | 8 |
| W-L | 4-10 | 2-16 | 4-18 | 3-21 | 1-22 | 1-24 | 1-25 | 1-26 |

Record when tied after:

| | | | | | | | | |
|------|------|-----|-----|-----|-----|-----|-----|-----|
| Inn. | 1 | 2 | 3 | 4 | 5 | 6 | 7 | 8 |
| W-L | 9-14 | 6-9 | 3-5 | 2-5 | 3-6 | 1-5 | 1-4 | 1-4 |

Current losing streak: 3
 Longest winning streak: 3
 Longest losing streak: 6

Home attendance : 8140 (23 dates avg = 353)
 Away attendance : 22044 (23 dates avg = 958)
 Total attendance: 30184 (46 dates avg = 656)

The Automated ScoreBook
 Individual Game-by-Game for Arkansas State (as of May 16, 2018)

#36 Alberius, Nate - 13 appearances (All games)

| Date | Opponent | GS | IP | H | R | ER | BB | SO | 2B | 3B | HR | WP | BK | HBP | IBB | Score | W-L | Sv | ERA | NP |
|--------|--------------------|----|------|----|----|----|----|----|----|----|----|----|----|-----|-----|--------|-----|----|------|-----|
| Feb 20 | SOUTHEAST MISSOU | * | 6.1 | 4 | 4 | 3 | 2 | 2 | 0 | 0 | 1 | 1 | 0 | 1 | 0 | 7-6 | 0-0 | 0 | 4.26 | 88 |
| Feb 27 | MISSISSIPPI VALLEY | * | 7.0 | 4 | 0 | 0 | 0 | 9 | 0 | 0 | 0 | 0 | 1 | 0 | 0 | 9-0 | 1-0 | 0 | 2.03 | 95 |
| Mar 06 | UT MARTIN | * | 7.0 | 7 | 3 | 1 | 0 | 11 | 2 | 0 | 0 | 1 | 0 | 1 | 0 | 13-5 | 2-0 | 0 | 1.77 | 107 |
| Mar 13 | SOUTHERN ILLINOIS | * | 6.2 | 4 | 3 | 0 | 4 | 6 | 0 | 0 | 0 | 0 | 1 | 0 | 0 | 9-8 | 2-0 | 0 | 1.33 | 116 |
| Mar 20 | at Missouri | * | 1.0 | 1 | 1 | 1 | 1 | 0 | 0 | 0 | 0 | 0 | 0 | 1 | 0 | 1-11 | 2-1 | 0 | 1.61 | 26 |
| Mar 24 | at UL MONROE | * | 6.0 | 6 | 3 | 3 | 4 | 2 | 0 | 0 | 0 | 1 | 0 | 1 | 0 | 31-7 | 3-1 | 0 | 2.12 | - |
| Mar 30 | LOUISIANA | * | 9.0 | 7 | 2 | 2 | 0 | 7 | 0 | 0 | 1 | 0 | 0 | 1 | 0 | 14-2 | 4-1 | 0 | 2.09 | 114 |
| Apr 07 | at Georgia State | * | 3.0 | 6 | 6 | 6 | 3 | 2 | 2 | 0 | 0 | 3 | 0 | 1 | 0 | 7-16 | 4-2 | 0 | 3.13 | 69 |
| Apr 14 | at UT Arlington-2 | * | 7.0 | 4 | 2 | 2 | 1 | 4 | 0 | 1 | 1 | 0 | 0 | 0 | 0 | 2-4 | 4-2 | 0 | 3.06 | 92 |
| Apr 21 | TROY-1 | * | 4.0 | 10 | 6 | 6 | 0 | 2 | 3 | 0 | 0 | 0 | 0 | 0 | 0 | 10-13 | 4-2 | 0 | 3.79 | 63 |
| Apr 28 | at South Alabama | * | 8.1 | 5 | 3 | 3 | 3 | 2 | 2 | 0 | 0 | 0 | 0 | 0 | 0 | 6-3 | 5-2 | 0 | 3.72 | 124 |
| May 05 | TEXAS STATE | * | 4.0 | 7 | 8 | 5 | 3 | 1 | 1 | 0 | 0 | 0 | 0 | 0 | 0 | 3-10 | 5-3 | 0 | 4.15 | 67 |
| May 12 | GEORGIA SOUTHERN | * | 3.0 | 9 | 8 | 7 | 0 | 1 | 3 | 1 | 1 | 1 | 0 | 1 | 0 | 5-10 | 5-4 | 0 | 4.85 | 61 |
| Totals | | 13 | 72.1 | 74 | 49 | 39 | 21 | 49 | 13 | 2 | 4 | 7 | 2 | 7 | 0 | 117-95 | 5-4 | 0 | 4.85 | - |

#20 Andersen, Logan - 35 games (All games)

| Date | Opponent | Pos | AB | R | H | RBI | 2B | 3B | HR | BB | SB | CS | HBP | SAC | SF | GDP | K | PO | A | E | Avg |
|--------|---------------------|--------|-----|---|----|-----|----|----|----|----|----|----|-----|-----|----|-----|----|----|---|---|------|
| Feb 16 | ILLINOIS STATE | *of | 3 | 0 | 0 | 0 | 0 | 0 | 0 | 0 | 0 | 0 | 0 | 0 | 0 | 0 | 0 | 4 | 0 | 0 | .000 |
| Feb 18 | ILLINOIS STATE-1 | *of | 3 | 0 | 1 | 1 | 0 | 0 | 0 | 0 | 0 | 0 | 0 | 0 | 0 | 0 | 0 | 5 | 0 | 0 | .167 |
| Feb 18 | ILLINOIS STATE-2 | *of | 3 | 0 | 2 | 0 | 0 | 0 | 0 | 1 | 0 | 0 | 0 | 0 | 0 | 0 | 0 | 4 | 0 | 0 | .333 |
| Feb 20 | SOUTHEAST MISSOU | *of | 3 | 1 | 2 | 1 | 0 | 1 | 0 | 2 | 0 | 0 | 0 | 0 | 0 | 0 | 0 | 6 | 0 | 0 | .417 |
| Feb 27 | MISSISSIPPI VALLEY | *of | 2 | 1 | 1 | 1 | 0 | 0 | 0 | 2 | 1 | 0 | 0 | 0 | 0 | 0 | 0 | 0 | 0 | 0 | .429 |
| Mar 02 | at New Orleans | *of | 5 | 0 | 2 | 0 | 1 | 0 | 0 | 0 | 0 | 0 | 0 | 0 | 0 | 0 | 1 | 3 | 0 | 0 | .421 |
| Mar 03 | at New Orleans | *of | 4 | 3 | 4 | 1 | 1 | 0 | 0 | 1 | 0 | 0 | 0 | 0 | 0 | 0 | 0 | 3 | 0 | 0 | .522 |
| Mar 04 | at New Orleans | *of | 5 | 0 | 0 | 0 | 0 | 0 | 0 | 0 | 0 | 0 | 0 | 0 | 0 | 0 | 1 | 2 | 0 | 0 | .429 |
| Mar 06 | UT MARTIN | *of | 4 | 0 | 0 | 0 | 0 | 0 | 0 | 1 | 0 | 1 | 0 | 0 | 0 | 0 | 1 | 1 | 0 | 0 | .375 |
| Mar 09 | at Missouri State | *of | 3 | 0 | 0 | 0 | 0 | 0 | 0 | 0 | 0 | 0 | 0 | 0 | 0 | 0 | 1 | 0 | 1 | 0 | .343 |
| Mar 10 | at Missouri State | *of | 4 | 0 | 0 | 0 | 0 | 0 | 0 | 0 | 0 | 0 | 0 | 0 | 0 | 0 | 1 | 0 | 0 | 0 | .308 |
| Mar 11 | at Missouri State | *of | 3 | 0 | 1 | 0 | 0 | 0 | 0 | 1 | 0 | 0 | 0 | 0 | 0 | 0 | 1 | 1 | 0 | 0 | .310 |
| Mar 13 | SOUTHERN ILLINOIS | of | 0 | 0 | 0 | 0 | 0 | 0 | 0 | 0 | 0 | 0 | 0 | 0 | 0 | 0 | 0 | 0 | 0 | 0 | .310 |
| Mar 16 | COASTAL CAROLINA | *of | 4 | 0 | 1 | 0 | 0 | 0 | 0 | 0 | 0 | 0 | 0 | 0 | 0 | 0 | 2 | 2 | 0 | 0 | .304 |
| Mar 17 | COASTAL CAROLINA | *of/of | 3 | 2 | 1 | 1 | 0 | 0 | 0 | 1 | 1 | 0 | 0 | 0 | 0 | 0 | 1 | 2 | 0 | 0 | .306 |
| Mar 18 | COASTAL CAROLINA | *of | 4 | 0 | 1 | 1 | 0 | 0 | 0 | 0 | 0 | 0 | 0 | 0 | 0 | 1 | 0 | 0 | 0 | 0 | .302 |
| Mar 20 | at Missouri | *of | 4 | 0 | 1 | 0 | 0 | 1 | 0 | 0 | 0 | 0 | 0 | 0 | 0 | 0 | 1 | 2 | 0 | 0 | .298 |
| Mar 21 | at Missouri | *of | 5 | 0 | 2 | 2 | 1 | 0 | 0 | 0 | 0 | 0 | 0 | 0 | 0 | 0 | 3 | 1 | 0 | 0 | .306 |
| Mar 23 | at UL MONROE | *of | 4 | 0 | 0 | 0 | 0 | 0 | 0 | 0 | 0 | 0 | 0 | 0 | 0 | 0 | 0 | 5 | 0 | 0 | .288 |
| Mar 24 | at UL MONROE | *dh | 4 | 2 | 1 | 1 | 0 | 0 | 0 | 0 | 0 | 0 | 1 | 0 | 0 | 0 | 2 | 0 | 0 | 0 | .286 |
| Mar 25 | at UL MONROE | ph | 1 | 0 | 0 | 0 | 0 | 0 | 0 | 0 | 0 | 0 | 0 | 0 | 0 | 0 | 0 | 0 | 0 | 0 | .282 |
| Mar 29 | LOUISIANA | *dh | 5 | 0 | 0 | 0 | 0 | 0 | 0 | 0 | 0 | 0 | 0 | 0 | 0 | 0 | 2 | 0 | 0 | 0 | .263 |
| Mar 30 | LOUISIANA | of | 0 | 0 | 0 | 0 | 0 | 0 | 0 | 0 | 0 | 0 | 0 | 0 | 0 | 0 | 0 | 0 | 0 | 0 | .263 |
| Apr 06 | at Georgia State | *of | 4 | 0 | 0 | 0 | 0 | 0 | 0 | 0 | 0 | 0 | 0 | 0 | 0 | 1 | 1 | 1 | 0 | 0 | .250 |
| Apr 07 | at Georgia State | of | 1 | 0 | 0 | 0 | 0 | 0 | 0 | 0 | 0 | 0 | 0 | 0 | 0 | 0 | 1 | 1 | 0 | 0 | .247 |
| Apr 08 | at Georgia State | pr | 0 | 0 | 0 | 0 | 0 | 0 | 0 | 0 | 0 | 0 | 0 | 0 | 0 | 0 | 0 | 0 | 0 | 0 | .247 |
| Apr 10 | at Memphis | *of | 2 | 0 | 0 | 0 | 0 | 0 | 0 | 0 | 0 | 0 | 0 | 0 | 0 | 0 | 1 | 3 | 0 | 0 | .241 |
| Apr 14 | at UT Arlington-1 | *of | 4 | 0 | 1 | 0 | 0 | 0 | 0 | 0 | 0 | 0 | 0 | 0 | 0 | 0 | 0 | 2 | 0 | 0 | .241 |
| Apr 14 | at UT Arlington-2 | *of | 4 | 0 | 0 | 0 | 0 | 0 | 0 | 0 | 0 | 0 | 0 | 0 | 0 | 0 | 1 | 1 | 0 | 0 | .231 |
| Apr 15 | at UT Arlington | *of | 2 | 0 | 0 | 0 | 0 | 0 | 0 | 0 | 0 | 0 | 0 | 0 | 0 | 0 | 1 | 2 | 0 | 0 | .226 |
| Apr 29 | at South Alabama | *of | 2 | 0 | 0 | 0 | 0 | 0 | 0 | 0 | 0 | 0 | 0 | 0 | 0 | 0 | 1 | 1 | 0 | 0 | .221 |
| May 04 | TEXAS STATE | ph | 1 | 0 | 0 | 0 | 0 | 0 | 0 | 0 | 0 | 0 | 0 | 0 | 0 | 0 | 0 | 0 | 0 | 0 | .219 |
| May 08 | at Central Arkansas | of | 1 | 0 | 0 | 0 | 0 | 0 | 0 | 0 | 0 | 0 | 0 | 0 | 0 | 0 | 1 | 0 | 0 | 0 | .216 |
| May 11 | GEORGIA SOUTHERN | pr/of | 0 | 0 | 0 | 0 | 0 | 0 | 0 | 0 | 0 | 0 | 0 | 0 | 0 | 0 | 0 | 0 | 0 | 0 | .216 |
| May 15 | OLE MISS | *of | 5 | 0 | 0 | 0 | 0 | 0 | 0 | 0 | 0 | 0 | 0 | 0 | 0 | 0 | 2 | 5 | 0 | 0 | .206 |
| Totals | | 27gs | 102 | 9 | 21 | 9 | 3 | 2 | 0 | 9 | 2 | 1 | 1 | 0 | 0 | 2 | 26 | 57 | 1 | 0 | .206 |

On base pct. .277 • Slugging pct. .275

The Automated ScoreBook
Individual Game-by-Game for Arkansas State (as of May 16, 2018)

#16 Ayers, Bryan - 9 appearances (All games)

| Date | Opponent | GS | IP | H | R | ER | BB | SO | 2B | 3B | HR | WP | BK | HBP | IBB | Score | W-L | Sv | ERA | NP |
|--------|---------------------|----|------|----|----|----|----|----|----|----|----|----|----|-----|-----|-------|-----|----|-------|----|
| Feb 27 | MISSISSIPPI VALLEY | | 1.0 | 1 | 0 | 0 | 0 | 1 | 1 | 0 | 0 | 1 | 0 | 0 | 0 | 9-0 | 0-0 | 0 | 0.00 | 16 |
| Mar 06 | UT MARTIN | | 1.0 | 1 | 0 | 0 | 0 | 2 | 1 | 0 | 0 | 0 | 0 | 0 | 0 | 13-5 | 0-0 | 0 | 0.00 | 10 |
| Mar 10 | at Missouri State | | 0.0 | 0 | 0 | 0 | 2 | 0 | 0 | 0 | 0 | 0 | 0 | 0 | 0 | 4-1 | 0-0 | 0 | 0.00 | 12 |
| Mar 13 | SOUTHERN ILLINOIS | | 3.0 | 1 | 1 | 1 | 0 | 5 | 0 | 0 | 1 | 0 | 0 | 0 | 0 | 9-8 | 1-0 | 0 | 1.80 | 40 |
| Mar 17 | COASTAL CAROLINA | | 0.1 | 4 | 6 | 6 | 2 | 0 | 0 | 0 | 1 | 0 | 0 | 0 | 0 | 14-26 | 1-0 | 0 | 11.81 | 31 |
| Mar 31 | LOUISIANA | | 3.1 | 1 | 0 | 0 | 0 | 4 | 0 | 0 | 0 | 0 | 0 | 0 | 0 | 1-6 | 1-0 | 0 | 7.27 | 39 |
| Apr 07 | at Georgia State | | 3.0 | 3 | 6 | 6 | 7 | 3 | 0 | 0 | 1 | 1 | 0 | 1 | 0 | 7-16 | 1-0 | 0 | 10.03 | 73 |
| Apr 14 | at UT Arlington-2 | | 0.1 | 1 | 1 | 1 | 0 | 0 | 1 | 0 | 0 | 0 | 0 | 0 | 0 | 2-4 | 1-1 | 0 | 10.50 | 7 |
| May 08 | at Central Arkansas | * | 1.0 | 2 | 3 | 3 | 2 | 2 | 0 | 0 | 1 | 0 | 0 | 0 | 0 | 3-14 | 1-1 | 0 | 11.77 | 28 |
| Totals | | 1 | 13.0 | 14 | 17 | 17 | 13 | 17 | 3 | 0 | 4 | 2 | 0 | 1 | 0 | 62-80 | 1-1 | 0 | 11.77 | - |

#9 Brown, Jeremy - 44 games (All games)

| Date | Opponent | Pos | AB | R | H | RBI | 2B | 3B | HR | BB | SB | CS | HBP | SAC | SF | GDP | K | PO | A | E | Avg |
|--------|---------------------|--------|-----|----|----|-----|----|----|----|----|----|----|-----|-----|----|-----|----|----|-----|---|------|
| Feb 16 | ILLINOIS STATE | *2b | 2 | 0 | 0 | 0 | 0 | 0 | 0 | 1 | 0 | 0 | 0 | 0 | 0 | 0 | 1 | 1 | 1 | 0 | .000 |
| Feb 18 | ILLINOIS STATE-1 | *2b | 3 | 2 | 2 | 1 | 1 | 0 | 0 | 1 | 0 | 0 | 0 | 0 | 0 | 0 | 1 | 4 | 3 | 1 | .400 |
| Feb 18 | ILLINOIS STATE-2 | *2b | 5 | 1 | 1 | 0 | 1 | 0 | 0 | 0 | 1 | 0 | 0 | 0 | 0 | 0 | 1 | 0 | 3 | 0 | .300 |
| Feb 20 | SOUTHEAST MISSOU | *2b | 4 | 0 | 1 | 1 | 0 | 0 | 0 | 0 | 0 | 0 | 0 | 0 | 1 | 0 | 0 | 1 | 3 | 0 | .286 |
| Feb 27 | MISSISSIPPI VALLEY | *2b | 2 | 2 | 0 | 0 | 0 | 0 | 0 | 3 | 0 | 0 | 0 | 0 | 0 | 0 | 1 | 2 | 3 | 0 | .250 |
| Mar 02 | at New Orleans | *2b | 5 | 0 | 1 | 0 | 0 | 0 | 0 | 0 | 0 | 0 | 0 | 0 | 0 | 0 | 2 | 5 | 5 | 0 | .238 |
| Mar 03 | at New Orleans | *2b | 1 | 0 | 0 | 0 | 0 | 0 | 0 | 0 | 0 | 0 | 1 | 0 | 0 | 0 | 0 | 0 | 1 | 0 | .227 |
| Mar 11 | at Missouri State | *3b | 3 | 0 | 0 | 0 | 0 | 0 | 0 | 0 | 0 | 0 | 2 | 0 | 0 | 0 | 2 | 0 | 1 | 0 | .200 |
| Mar 13 | SOUTHERN ILLINOIS | *2b | 5 | 0 | 1 | 0 | 0 | 0 | 0 | 0 | 0 | 0 | 1 | 0 | 0 | 0 | 2 | 2 | 3 | 0 | .200 |
| Mar 16 | COASTAL CAROLINA | *2b | 3 | 0 | 0 | 0 | 0 | 0 | 0 | 1 | 0 | 0 | 0 | 0 | 0 | 0 | 2 | 0 | 2 | 0 | .182 |
| Mar 17 | COASTAL CAROLINA | *3b | 5 | 2 | 3 | 1 | 3 | 0 | 0 | 0 | 0 | 0 | 0 | 1 | 0 | 0 | 0 | 3 | 2 | 0 | .237 |
| Mar 18 | COASTAL CAROLINA | *3b | 3 | 0 | 1 | 0 | 0 | 0 | 0 | 1 | 0 | 0 | 0 | 0 | 0 | 0 | 1 | 1 | 3 | 0 | .244 |
| Mar 20 | at Missouri | *2b | 4 | 0 | 1 | 1 | 1 | 0 | 0 | 0 | 0 | 0 | 0 | 0 | 0 | 1 | 0 | 0 | 3 | 0 | .244 |
| Mar 21 | at Missouri | *3b | 5 | 2 | 1 | 0 | 0 | 0 | 0 | 1 | 0 | 0 | 0 | 0 | 0 | 0 | 2 | 2 | 0 | 1 | .240 |
| Mar 23 | at UL MONROE | *1b/3b | 4 | 0 | 0 | 0 | 0 | 0 | 0 | 0 | 0 | 0 | 0 | 0 | 0 | 0 | 2 | 6 | 0 | 1 | .222 |
| Mar 24 | at UL MONROE | *3b | 4 | 2 | 2 | 4 | 0 | 0 | 0 | 2 | 0 | 0 | 0 | 0 | 0 | 0 | 0 | 0 | 2 | 0 | .241 |
| Mar 25 | at UL MONROE | *3b | 4 | 0 | 2 | 0 | 0 | 0 | 0 | 0 | 0 | 0 | 0 | 0 | 0 | 0 | 1 | 0 | 3 | 0 | .258 |
| Mar 29 | LOUISIANA | *3b | 6 | 1 | 3 | 0 | 1 | 0 | 0 | 0 | 0 | 0 | 0 | 1 | 0 | 0 | 1 | 1 | 5 | 0 | .279 |
| Mar 30 | LOUISIANA | *3b | 5 | 1 | 3 | 0 | 0 | 0 | 0 | 0 | 0 | 0 | 0 | 0 | 0 | 0 | 1 | 0 | 2 | 0 | .301 |
| Mar 31 | LOUISIANA | *3b | 3 | 0 | 2 | 0 | 0 | 0 | 0 | 1 | 0 | 0 | 0 | 0 | 0 | 0 | 1 | 0 | 3 | 1 | .316 |
| Apr 06 | at Georgia State | *3b | 5 | 0 | 2 | 1 | 0 | 0 | 0 | 0 | 0 | 0 | 0 | 0 | 0 | 0 | 1 | 1 | 1 | 0 | .321 |
| Apr 07 | at Georgia State | *3b | 4 | 0 | 1 | 0 | 0 | 0 | 0 | 0 | 0 | 0 | 0 | 0 | 0 | 0 | 0 | 2 | 4 | 0 | .318 |
| Apr 08 | at Georgia State | *3b | 3 | 0 | 1 | 1 | 1 | 0 | 0 | 1 | 0 | 0 | 0 | 0 | 0 | 0 | 0 | 1 | 2 | 1 | .318 |
| Apr 10 | at Memphis | *3b | 4 | 1 | 1 | 1 | 0 | 0 | 1 | 0 | 0 | 0 | 0 | 0 | 0 | 0 | 2 | 0 | 1 | 1 | .315 |
| Apr 11 | MEMPHIS | *2b | 5 | 1 | 1 | 0 | 0 | 0 | 0 | 0 | 0 | 0 | 0 | 0 | 0 | 0 | 0 | 4 | 2 | 0 | .309 |
| Apr 14 | at UT Arlington-1 | *3b | 5 | 1 | 1 | 0 | 1 | 0 | 0 | 0 | 0 | 0 | 0 | 0 | 0 | 0 | 1 | 2 | 0 | 0 | .304 |
| Apr 14 | at UT Arlington-2 | *3b | 4 | 0 | 1 | 0 | 0 | 0 | 0 | 0 | 0 | 0 | 0 | 0 | 0 | 0 | 1 | 0 | 2 | 0 | .302 |
| Apr 15 | at UT Arlington | *3b | 4 | 0 | 2 | 0 | 1 | 0 | 0 | 0 | 0 | 0 | 0 | 0 | 0 | 0 | 1 | 1 | 1 | 0 | .309 |
| Apr 18 | at Ole Miss | *2b | 5 | 1 | 2 | 0 | 1 | 0 | 0 | 0 | 0 | 0 | 0 | 0 | 0 | 0 | 1 | 1 | 1 | 0 | .313 |
| Apr 20 | TROY | *3b | 4 | 1 | 1 | 1 | 0 | 0 | 1 | 0 | 0 | 0 | 0 | 0 | 0 | 0 | 1 | 1 | 2 | 0 | .311 |
| Apr 21 | TROY-1 | *3b | 5 | 1 | 3 | 3 | 2 | 0 | 0 | 0 | 0 | 0 | 0 | 0 | 0 | 0 | 0 | 2 | 1 | 0 | .323 |
| Apr 21 | TROY-2 | *2b | 5 | 2 | 3 | 3 | 1 | 1 | 0 | 0 | 0 | 0 | 0 | 0 | 0 | 0 | 1 | 2 | 0 | 0 | .333 |
| Apr 25 | CENTRAL ARKANSAS | *3b | 5 | 1 | 3 | 4 | 0 | 0 | 1 | 0 | 0 | 0 | 0 | 0 | 0 | 0 | 0 | 1 | 1 | 0 | .343 |
| Apr 27 | at South Alabama | *3b | 4 | 1 | 2 | 1 | 0 | 0 | 0 | 1 | 0 | 0 | 0 | 0 | 0 | 0 | 1 | 1 | 1 | 0 | .348 |
| Apr 28 | at South Alabama | *3b | 5 | 0 | 1 | 1 | 0 | 0 | 0 | 0 | 0 | 0 | 0 | 0 | 0 | 0 | 1 | 0 | 3 | 0 | .343 |
| Apr 29 | at South Alabama | *3b | 3 | 1 | 0 | 0 | 0 | 0 | 0 | 1 | 0 | 0 | 1 | 0 | 0 | 0 | 1 | 0 | 0 | 0 | .336 |
| May 04 | TEXAS STATE | *3b/2b | 4 | 0 | 1 | 0 | 0 | 0 | 0 | 0 | 0 | 0 | 0 | 0 | 0 | 0 | 1 | 0 | 3 | 0 | .333 |
| May 05 | TEXAS STATE | *2b | 4 | 1 | 1 | 0 | 1 | 0 | 0 | 1 | 0 | 0 | 0 | 0 | 0 | 0 | 1 | 1 | 0 | 0 | .331 |
| May 06 | TEXAS STATE | *2b | 1 | 1 | 0 | 0 | 0 | 0 | 0 | 3 | 0 | 0 | 0 | 0 | 0 | 0 | 1 | 2 | 2 | 0 | .329 |
| May 08 | at Central Arkansas | *2b | 4 | 1 | 1 | 1 | 0 | 0 | 1 | 0 | 0 | 0 | 0 | 0 | 0 | 0 | 1 | 2 | 4 | 0 | .327 |
| May 11 | GEORGIA SOUTHERN | *2b | 4 | 1 | 1 | 0 | 1 | 0 | 0 | 1 | 0 | 0 | 0 | 0 | 0 | 0 | 1 | 4 | 9 | 0 | .325 |
| May 12 | GEORGIA SOUTHERN | *2b/3b | 3 | 0 | 1 | 2 | 1 | 0 | 0 | 1 | 0 | 0 | 0 | 0 | 0 | 0 | 1 | 1 | 5 | 1 | .325 |
| May 13 | GEORGIA SOUTHERN | *2b | 3 | 0 | 0 | 0 | 0 | 0 | 0 | 0 | 0 | 0 | 0 | 1 | 0 | 0 | 2 | 3 | 4 | 0 | .320 |
| May 15 | OLE MISS | *2b | 5 | 0 | 1 | 0 | 1 | 0 | 0 | 0 | 0 | 0 | 0 | 0 | 0 | 0 | 2 | 5 | 3 | 0 | .316 |
| Totals | | 44gs | 174 | 28 | 55 | 27 | 18 | 1 | 4 | 20 | 1 | 0 | 5 | 3 | 1 | 1 | 42 | 65 | 100 | 7 | .316 |

On base pct. .400 • Slugging pct. .500

The Automated ScoreBook
Individual Game-by-Game for Arkansas State (as of May 16, 2018)

#17 Culbertson, Peyton - 13 appearances (All games)

| Date | Opponent | GS | IP | H | R | ER | BB | SO | 2B | 3B | HR | WP | BK | HBP | IBB | Score | W-L | Sv | ERA | NP |
|--------|-------------------|----|------|----|----|----|----|----|----|----|----|----|----|-----|-----|-------|-----|----|------|-----|
| Feb 18 | ILLINOIS STATE-2 | * | 5.0 | 7 | 6 | 4 | 1 | 5 | 1 | 0 | 0 | 1 | 0 | 2 | 0 | 4-11 | 0-1 | 0 | 7.20 | 80 |
| Mar 04 | at New Orleans | * | 8.0 | 5 | 1 | 1 | 3 | 3 | 1 | 0 | 0 | 0 | 0 | 2 | 0 | 6-3 | 1-1 | 0 | 3.46 | 103 |
| Mar 11 | at Missouri State | * | 5.0 | 4 | 3 | 2 | 3 | 5 | 2 | 0 | 0 | 2 | 0 | 0 | 0 | 4-5 | 1-1 | 0 | 3.50 | 96 |
| Mar 18 | COASTAL CAROLINA | * | 5.1 | 6 | 6 | 3 | 4 | 8 | 2 | 0 | 0 | 0 | 0 | 2 | 0 | 3-8 | 1-2 | 0 | 3.86 | 110 |
| Mar 25 | at UL MONROE | * | 7.0 | 3 | 0 | 0 | 3 | 7 | 0 | 0 | 0 | 0 | 0 | 2 | 0 | 0-4 | 1-2 | 0 | 2.97 | - |
| Mar 31 | LOUISIANA | * | 2.0 | 1 | 1 | 1 | 4 | 2 | 0 | 0 | 0 | 2 | 0 | 0 | 0 | 1-6 | 1-3 | 0 | 3.06 | 54 |
| Apr 08 | at Georgia State | * | 2.0 | 2 | 2 | 2 | 5 | 2 | 0 | 0 | 0 | 0 | 0 | 0 | 0 | 2-3 | 1-3 | 0 | 3.41 | 64 |
| Apr 11 | MEMPHIS | * | 1.0 | 0 | 0 | 0 | 0 | 0 | 0 | 0 | 0 | 0 | 0 | 1 | 0 | 3-6 | 1-3 | 0 | 3.31 | 9 |
| Apr 15 | at UT Arlington | * | 6.0 | 9 | 4 | 4 | 2 | 5 | 5 | 0 | 0 | 1 | 0 | 0 | 0 | 2-11 | 1-4 | 0 | 3.70 | 103 |
| Apr 20 | TROY | * | 0.2 | 0 | 0 | 0 | 2 | 2 | 0 | 0 | 0 | 0 | 0 | 1 | 0 | 3-4 | 1-4 | 0 | 3.64 | 18 |
| Apr 21 | TROY-2 | * | 1.2 | 5 | 3 | 3 | 0 | 1 | 2 | 0 | 1 | 0 | 0 | 0 | 0 | 9-12 | 1-4 | 0 | 4.12 | 23 |
| May 04 | TEXAS STATE | * | 1.0 | 1 | 0 | 0 | 1 | 1 | 0 | 0 | 0 | 0 | 0 | 0 | 0 | 6-1 | 1-4 | 0 | 4.03 | 26 |
| May 12 | GEORGIA SOUTHERN | * | 2.0 | 0 | 0 | 0 | 0 | 3 | 0 | 0 | 0 | 0 | 0 | 1 | 0 | 5-10 | 1-4 | 0 | 3.86 | 21 |
| Totals | | 8 | 46.2 | 43 | 26 | 20 | 28 | 44 | 13 | 0 | 1 | 6 | 0 | 11 | 0 | 48-84 | 1-4 | 0 | 3.86 | - |

#34 Deshazier, Jaylon - 30 games (All games)

| Date | Opponent | Pos | AB | R | H | RBI | 2B | 3B | HR | BB | SB | CS | HBP | SAC | SF | GDP | K | PO | A | E | Avg |
|--------|---------------------|-------|----|----|----|-----|----|----|----|----|----|----|-----|-----|----|-----|----|----|---|---|------|
| Feb 18 | ILLINOIS STATE-1 | ph/of | 1 | 0 | 0 | 0 | 0 | 0 | 0 | 0 | 0 | 0 | 0 | 0 | 0 | 0 | 1 | 0 | 0 | 0 | .000 |
| Feb 27 | MISSISSIPPI VALLEY | ph/of | 1 | 0 | 0 | 0 | 0 | 0 | 0 | 0 | 0 | 0 | 0 | 0 | 0 | 0 | 0 | 1 | 0 | 0 | .000 |
| Mar 03 | at New Orleans | *of | 5 | 2 | 4 | 7 | 1 | 0 | 1 | 0 | 0 | 0 | 0 | 0 | 0 | 0 | 1 | 4 | 0 | 0 | .571 |
| Mar 04 | at New Orleans | *of | 3 | 0 | 2 | 0 | 0 | 0 | 0 | 1 | 0 | 0 | 0 | 0 | 0 | 0 | 0 | 1 | 0 | 0 | .600 |
| Mar 06 | UT MARTIN | *of | 4 | 3 | 1 | 0 | 1 | 0 | 0 | 1 | 0 | 0 | 0 | 0 | 0 | 0 | 0 | 1 | 0 | 0 | .500 |
| Mar 09 | at Missouri State | *of | 3 | 0 | 0 | 0 | 0 | 0 | 0 | 0 | 0 | 0 | 0 | 0 | 0 | 0 | 2 | 1 | 0 | 0 | .412 |
| Mar 10 | at Missouri State | *of | 4 | 1 | 1 | 2 | 0 | 0 | 1 | 0 | 0 | 0 | 0 | 0 | 0 | 0 | 1 | 2 | 0 | 0 | .381 |
| Mar 11 | at Missouri State | *of | 5 | 0 | 0 | 0 | 0 | 0 | 0 | 0 | 0 | 0 | 0 | 0 | 0 | 0 | 2 | 1 | 0 | 1 | .308 |
| Mar 13 | SOUTHERN ILLINOIS | *of | 4 | 2 | 0 | 0 | 0 | 0 | 0 | 0 | 0 | 0 | 0 | 0 | 0 | 0 | 1 | 0 | 0 | 1 | .267 |
| Mar 16 | COASTAL CAROLINA | *of | 2 | 0 | 0 | 0 | 0 | 0 | 0 | 0 | 0 | 0 | 0 | 0 | 0 | 0 | 2 | 2 | 0 | 1 | .250 |
| Mar 17 | COASTAL CAROLINA | *of | 4 | 0 | 1 | 2 | 0 | 0 | 0 | 1 | 0 | 0 | 0 | 0 | 0 | 0 | 2 | 3 | 0 | 1 | .250 |
| Mar 20 | at Missouri | of | 1 | 0 | 0 | 0 | 0 | 0 | 0 | 0 | 0 | 0 | 0 | 0 | 0 | 1 | 0 | 2 | 0 | 0 | .243 |
| Mar 21 | at Missouri | *dh | 3 | 0 | 0 | 0 | 0 | 0 | 0 | 0 | 0 | 0 | 0 | 0 | 0 | 0 | 1 | 0 | 0 | 0 | .225 |
| Mar 23 | at UL MONROE | of | 1 | 0 | 0 | 0 | 0 | 0 | 0 | 0 | 0 | 0 | 0 | 0 | 0 | 0 | 1 | 0 | 0 | 0 | .220 |
| Mar 24 | at UL MONROE | dh | 2 | 1 | 1 | 2 | 0 | 0 | 1 | 0 | 0 | 0 | 0 | 0 | 0 | 0 | 0 | 0 | 0 | 0 | .233 |
| Mar 30 | LOUISIANA | ph | 1 | 0 | 0 | 0 | 0 | 0 | 0 | 0 | 0 | 0 | 0 | 0 | 0 | 0 | 0 | 0 | 0 | 0 | .227 |
| Apr 07 | at Georgia State | ph | 0 | 1 | 0 | 0 | 0 | 0 | 0 | 1 | 0 | 0 | 0 | 0 | 0 | 0 | 0 | 0 | 0 | 0 | .227 |
| Apr 14 | at UT Arlington-2 | ph | 1 | 0 | 1 | 0 | 0 | 0 | 0 | 0 | 0 | 0 | 0 | 0 | 0 | 0 | 0 | 0 | 0 | 0 | .244 |
| Apr 18 | at Ole Miss | dh | 2 | 0 | 0 | 0 | 0 | 0 | 0 | 0 | 0 | 0 | 0 | 0 | 0 | 0 | 1 | 0 | 0 | 0 | .234 |
| Apr 20 | TROY | *dh | 2 | 0 | 0 | 0 | 0 | 0 | 0 | 0 | 0 | 0 | 0 | 0 | 0 | 0 | 0 | 0 | 0 | 0 | .224 |
| Apr 21 | TROY-1 | *dh | 2 | 1 | 1 | 2 | 0 | 0 | 0 | 0 | 0 | 0 | 0 | 0 | 0 | 0 | 0 | 0 | 0 | 0 | .235 |
| Apr 21 | TROY-2 | *dh | 2 | 1 | 0 | 0 | 0 | 0 | 0 | 1 | 0 | 0 | 0 | 0 | 0 | 0 | 1 | 0 | 0 | 0 | .226 |
| Apr 25 | CENTRAL ARKANSAS | *dh | 3 | 1 | 1 | 0 | 0 | 0 | 0 | 0 | 0 | 0 | 0 | 0 | 0 | 0 | 2 | 0 | 0 | 0 | .232 |
| Apr 27 | at South Alabama | *dh | 2 | 0 | 0 | 0 | 0 | 0 | 0 | 0 | 0 | 0 | 0 | 0 | 0 | 1 | 1 | 0 | 0 | 0 | .224 |
| Apr 28 | at South Alabama | *dh | 2 | 1 | 1 | 0 | 0 | 0 | 0 | 0 | 0 | 0 | 0 | 0 | 0 | 0 | 1 | 0 | 0 | 0 | .233 |
| May 04 | TEXAS STATE | *dh | 1 | 0 | 0 | 0 | 0 | 0 | 0 | 0 | 0 | 0 | 0 | 0 | 0 | 0 | 0 | 0 | 0 | 0 | .230 |
| May 05 | TEXAS STATE | *dh | 2 | 0 | 0 | 0 | 0 | 0 | 0 | 0 | 0 | 0 | 0 | 0 | 0 | 0 | 2 | 0 | 0 | 0 | .222 |
| May 08 | at Central Arkansas | *dh | 3 | 0 | 1 | 0 | 0 | 0 | 0 | 0 | 0 | 0 | 0 | 0 | 0 | 0 | 2 | 0 | 0 | 0 | .227 |
| May 12 | GEORGIA SOUTHERN | ph | 1 | 0 | 0 | 0 | 0 | 0 | 0 | 0 | 0 | 0 | 0 | 0 | 0 | 0 | 0 | 0 | 0 | 0 | .224 |
| May 15 | OLE MISS | *dh | 3 | 0 | 0 | 0 | 0 | 0 | 0 | 1 | 0 | 0 | 0 | 0 | 0 | 0 | 2 | 0 | 0 | 0 | .214 |
| Totals | | 19gs | 70 | 14 | 15 | 15 | 2 | 0 | 3 | 6 | 0 | 0 | 0 | 0 | 0 | 2 | 26 | 18 | 0 | 4 | .214 |

On base pct. .276 • Slugging pct. .371

The Automated ScoreBook
Individual Game-by-Game for Arkansas State (as of May 16, 2018)

#1 Hawkins, Grant - 48 games (All games)

| Date | Opponent | Pos | AB | R | H | RBI | 2B | 3B | HR | BB | SB | CS | HBP | SAC | SF | GDP | K | PO | A | E | Avg |
|--------|---------------------|------|-----|----|----|-----|----|----|----|----|----|----|-----|-----|----|-----|----|----|-----|----|------|
| Feb 16 | ILLINOIS STATE | *ss | 3 | 0 | 0 | 0 | 0 | 0 | 0 | 1 | 0 | 0 | 0 | 0 | 0 | 0 | 2 | 1 | 0 | 1 | .000 |
| Feb 18 | ILLINOIS STATE-1 | *ss | 5 | 1 | 1 | 0 | 1 | 0 | 0 | 0 | 0 | 0 | 0 | 0 | 0 | 0 | 0 | 2 | 2 | 0 | .125 |
| Feb 18 | ILLINOIS STATE-2 | *ss | 5 | 1 | 3 | 1 | 0 | 0 | 0 | 0 | 1 | 1 | 0 | 0 | 0 | 0 | 1 | 2 | 1 | 0 | .308 |
| Feb 20 | SOUTHEAST MISSOU | *ss | 3 | 2 | 1 | 1 | 0 | 0 | 0 | 1 | 0 | 0 | 1 | 0 | 0 | 0 | 1 | 1 | 3 | 0 | .312 |
| Feb 27 | MISSISSIPPI VALLEY | *ss | 3 | 1 | 2 | 0 | 0 | 0 | 0 | 2 | 3 | 0 | 0 | 0 | 0 | 0 | 1 | 1 | 1 | 0 | .368 |
| Mar 02 | at New Orleans | *ss | 4 | 0 | 1 | 0 | 0 | 0 | 0 | 1 | 0 | 0 | 0 | 0 | 0 | 0 | 2 | 2 | 3 | 0 | .348 |
| Mar 03 | at New Orleans | *ss | 5 | 0 | 2 | 2 | 1 | 0 | 0 | 1 | 0 | 0 | 0 | 0 | 0 | 0 | 1 | 1 | 3 | 0 | .357 |
| Mar 04 | at New Orleans | *ss | 2 | 2 | 0 | 0 | 0 | 0 | 0 | 2 | 1 | 0 | 1 | 0 | 0 | 0 | 1 | 4 | 4 | 1 | .333 |
| Mar 06 | UT MARTIN | *ss | 3 | 1 | 1 | 2 | 0 | 0 | 1 | 2 | 0 | 0 | 0 | 0 | 0 | 0 | 1 | 1 | 4 | 0 | .333 |
| Mar 09 | at Missouri State | *ss | 2 | 1 | 1 | 0 | 0 | 0 | 0 | 2 | 0 | 0 | 1 | 0 | 0 | 0 | 1 | 1 | 2 | 0 | .343 |
| Mar 10 | at Missouri State | *ss | 4 | 0 | 2 | 1 | 0 | 0 | 0 | 0 | 1 | 0 | 1 | 0 | 0 | 0 | 1 | 0 | 1 | 0 | .359 |
| Mar 11 | at Missouri State | *ss | 3 | 0 | 1 | 2 | 0 | 1 | 0 | 1 | 0 | 0 | 1 | 0 | 0 | 0 | 0 | 2 | 0 | 0 | .357 |
| Mar 13 | SOUTHERN ILLINOIS | *ss | 4 | 1 | 0 | 0 | 0 | 0 | 0 | 2 | 1 | 0 | 0 | 0 | 0 | 1 | 2 | 2 | 3 | 2 | .326 |
| Mar 16 | COASTAL CAROLINA | *ss | 2 | 0 | 0 | 0 | 0 | 0 | 0 | 2 | 0 | 1 | 0 | 0 | 0 | 0 | 1 | 3 | 2 | 1 | .312 |
| Mar 17 | COASTAL CAROLINA | *ss | 4 | 2 | 0 | 0 | 0 | 0 | 0 | 2 | 0 | 0 | 0 | 0 | 0 | 0 | 1 | 0 | 1 | 1 | .288 |
| Mar 18 | COASTAL CAROLINA | *ss | 5 | 0 | 2 | 2 | 0 | 1 | 0 | 0 | 0 | 0 | 0 | 0 | 0 | 0 | 2 | 2 | 2 | 0 | .298 |
| Mar 20 | at Missouri | *ss | 4 | 0 | 0 | 0 | 0 | 0 | 0 | 0 | 0 | 0 | 0 | 0 | 0 | 0 | 2 | 5 | 2 | 0 | .279 |
| Mar 21 | at Missouri | *ss | 5 | 1 | 1 | 1 | 0 | 0 | 0 | 1 | 0 | 0 | 0 | 0 | 0 | 0 | 1 | 3 | 6 | 1 | .273 |
| Mar 23 | at UL MONROE | *ss | 4 | 0 | 1 | 0 | 0 | 0 | 0 | 0 | 1 | 0 | 0 | 0 | 0 | 0 | 1 | 2 | 2 | 0 | .271 |
| Mar 24 | at UL MONROE | *ss | 6 | 4 | 4 | 4 | 0 | 0 | 0 | 1 | 0 | 0 | 1 | 0 | 0 | 0 | 1 | 1 | 2 | 0 | .303 |
| Mar 25 | at UL MONROE | *ss | 4 | 0 | 0 | 0 | 0 | 0 | 0 | 0 | 0 | 0 | 1 | 0 | 0 | 0 | 2 | 0 | 1 | 0 | .287 |
| Mar 29 | LOUISIANA | *ss | 5 | 1 | 0 | 0 | 0 | 0 | 0 | 2 | 0 | 0 | 0 | 0 | 0 | 0 | 2 | 0 | 3 | 1 | .271 |
| Mar 30 | LOUISIANA | *ss | 5 | 3 | 2 | 0 | 1 | 0 | 0 | 1 | 0 | 0 | 0 | 0 | 0 | 0 | 1 | 2 | 5 | 0 | .278 |
| Mar 31 | LOUISIANA | *ss | 4 | 0 | 0 | 0 | 0 | 0 | 0 | 0 | 0 | 0 | 0 | 0 | 0 | 0 | 0 | 2 | 2 | 0 | .266 |
| Apr 06 | at Georgia State | *ss | 5 | 2 | 3 | 1 | 2 | 0 | 0 | 0 | 0 | 0 | 0 | 0 | 0 | 0 | 0 | 1 | 2 | 0 | .283 |
| Apr 07 | at Georgia State | *ss | 3 | 1 | 0 | 1 | 0 | 0 | 0 | 1 | 0 | 0 | 1 | 0 | 0 | 0 | 1 | 0 | 3 | 0 | .275 |
| Apr 08 | at Georgia State | *ss | 2 | 1 | 0 | 0 | 0 | 0 | 0 | 1 | 1 | 0 | 0 | 1 | 0 | 0 | 0 | 1 | 6 | 0 | .269 |
| Apr 10 | at Memphis | *ss | 4 | 0 | 0 | 0 | 0 | 0 | 0 | 0 | 0 | 0 | 0 | 0 | 0 | 0 | 2 | 1 | 5 | 0 | .259 |
| Apr 11 | MEMPHIS | *ss | 5 | 0 | 1 | 0 | 0 | 0 | 0 | 0 | 0 | 0 | 0 | 0 | 0 | 0 | 2 | 1 | 4 | 0 | .257 |
| Apr 14 | at UT Arlington-1 | *ss | 3 | 1 | 1 | 2 | 0 | 0 | 1 | 1 | 0 | 0 | 0 | 0 | 0 | 0 | 1 | 2 | 4 | 0 | .259 |
| Apr 14 | at UT Arlington-2 | *ss | 5 | 1 | 1 | 1 | 0 | 0 | 0 | 0 | 0 | 0 | 0 | 0 | 0 | 0 | 1 | 2 | 2 | 0 | .256 |
| Apr 15 | at UT Arlington | *ss | 4 | 0 | 0 | 0 | 0 | 0 | 0 | 0 | 0 | 0 | 0 | 0 | 0 | 0 | 2 | 1 | 5 | 0 | .248 |
| Apr 18 | at Ole Miss | *ss | 4 | 0 | 0 | 0 | 0 | 0 | 0 | 0 | 0 | 0 | 0 | 0 | 0 | 0 | 0 | 2 | 3 | 0 | .240 |
| Apr 20 | TROY | *ss | 4 | 0 | 1 | 0 | 0 | 0 | 0 | 0 | 0 | 0 | 0 | 0 | 0 | 0 | 1 | 2 | 1 | 1 | .241 |
| Apr 21 | TROY-1 | *ss | 3 | 1 | 0 | 0 | 0 | 0 | 0 | 2 | 0 | 0 | 0 | 0 | 0 | 0 | 0 | 2 | 3 | 0 | .235 |
| Apr 21 | TROY-2 | *ss | 3 | 2 | 2 | 1 | 1 | 0 | 0 | 0 | 0 | 1 | 1 | 1 | 0 | 0 | 0 | 1 | 0 | 0 | .245 |
| Apr 25 | CENTRAL ARKANSAS | *ss | 2 | 1 | 1 | 1 | 0 | 0 | 0 | 1 | 1 | 0 | 2 | 0 | 0 | 0 | 0 | 1 | 4 | 0 | .248 |
| Apr 27 | at South Alabama | *ss | 3 | 1 | 2 | 2 | 0 | 0 | 0 | 2 | 0 | 0 | 0 | 0 | 0 | 0 | 1 | 1 | 2 | 1 | .257 |
| Apr 28 | at South Alabama | *ss | 4 | 2 | 2 | 2 | 0 | 1 | 0 | 1 | 0 | 0 | 1 | 0 | 0 | 0 | 1 | 3 | 4 | 0 | .264 |
| Apr 29 | at South Alabama | *ss | 5 | 0 | 0 | 0 | 0 | 0 | 0 | 0 | 0 | 0 | 0 | 0 | 0 | 0 | 4 | 1 | 2 | 1 | .255 |
| May 04 | TEXAS STATE | *ss | 2 | 1 | 0 | 0 | 0 | 0 | 0 | 2 | 0 | 0 | 0 | 0 | 0 | 0 | 1 | 0 | 3 | 0 | .252 |
| May 05 | TEXAS STATE | *ss | 5 | 0 | 0 | 0 | 0 | 0 | 0 | 0 | 0 | 0 | 0 | 0 | 0 | 0 | 4 | 3 | 4 | 1 | .244 |
| May 06 | TEXAS STATE | *ss | 4 | 0 | 0 | 0 | 0 | 0 | 0 | 0 | 0 | 0 | 0 | 0 | 0 | 0 | 0 | 4 | 1 | 0 | .238 |
| May 08 | at Central Arkansas | *ss | 4 | 0 | 0 | 0 | 0 | 0 | 0 | 0 | 0 | 0 | 0 | 0 | 0 | 0 | 2 | 1 | 2 | 1 | .232 |
| May 11 | GEORGIA SOUTHERN | *ss | 5 | 1 | 1 | 0 | 0 | 0 | 0 | 0 | 0 | 0 | 0 | 0 | 0 | 0 | 2 | 1 | 5 | 2 | .231 |
| May 12 | GEORGIA SOUTHERN | *ss | 2 | 0 | 0 | 0 | 0 | 0 | 0 | 0 | 0 | 0 | 0 | 0 | 0 | 0 | 2 | 0 | 2 | 2 | .229 |
| May 13 | GEORGIA SOUTHERN | *ss | 3 | 0 | 1 | 0 | 1 | 0 | 0 | 0 | 0 | 0 | 0 | 1 | 0 | 0 | 1 | 0 | 5 | 0 | .230 |
| May 15 | OLE MISS | *ss | 3 | 2 | 1 | 1 | 0 | 0 | 1 | 0 | 0 | 0 | 2 | 0 | 0 | 0 | 1 | 1 | 3 | 0 | .232 |
| Totals | | 48gs | 181 | 38 | 42 | 28 | 7 | 3 | 3 | 35 | 10 | 3 | 14 | 3 | 0 | 1 | 57 | 72 | 130 | 17 | .232 |

On base pct. .396 • Slugging pct. .354

#23 Holt, Carter - 12 appearances (All games)

| Date | Opponent | GS | IP | H | R | ER | BB | SO | 2B | 3B | HR | WP | BK | HBP | IBB | Score | W-L | Sv | ERA | NP |
|--------|-------------------|----|------|----|----|----|----|----|----|----|----|----|----|-----|-----|--------|-----|----|-------|----|
| Feb 18 | ILLINOIS STATE-1 | | 1.0 | 4 | 5 | 5 | 1 | 1 | 0 | 0 | 1 | 1 | 0 | 2 | 0 | 3-18 | 0-0 | 0 | 45.00 | 21 |
| Mar 09 | at Missouri State | | 2.0 | 2 | 1 | 1 | 3 | 0 | 1 | 0 | 0 | 0 | 0 | 0 | 0 | 4-12 | 0-0 | 0 | 18.00 | 40 |
| Mar 17 | COASTAL CAROLINA | | 2.0 | 2 | 4 | 4 | 4 | 3 | 1 | 0 | 1 | 0 | 0 | 0 | 0 | 14-26 | 0-0 | 0 | 18.00 | 52 |
| Mar 20 | at Missouri | | 4.0 | 9 | 8 | 7 | 4 | 1 | 4 | 0 | 0 | 1 | 0 | 0 | 0 | 1-11 | 0-0 | 0 | 17.00 | 75 |
| Apr 06 | at Georgia State | | 1.0 | 0 | 0 | 0 | 0 | 1 | 0 | 0 | 0 | 0 | 0 | 0 | 0 | 3-12 | 0-0 | 0 | 15.30 | 17 |
| Apr 11 | MEMPHIS | * | 4.0 | 7 | 5 | 0 | 2 | 0 | 2 | 0 | 0 | 1 | 0 | 0 | 0 | 3-6 | 0-1 | 0 | 10.93 | 55 |
| Apr 18 | at Ole Miss | | 3.1 | 6 | 4 | 4 | 1 | 2 | 1 | 0 | 1 | 1 | 0 | 0 | 0 | 3-10 | 0-1 | 0 | 10.90 | 61 |
| Apr 21 | TROY-1 | | 3.1 | 2 | 1 | 1 | 3 | 2 | 1 | 0 | 0 | 1 | 0 | 0 | 0 | 10-13 | 0-1 | 0 | 9.58 | 52 |
| Apr 25 | CENTRAL ARKANSAS | * | 5.0 | 5 | 3 | 2 | 2 | 2 | 0 | 0 | 0 | 0 | 0 | 1 | 0 | 12-5 | 1-1 | 0 | 8.42 | 83 |
| Apr 29 | at South Alabama | * | 3.0 | 1 | 1 | 1 | 1 | 2 | 0 | 0 | 1 | 0 | 0 | 0 | 0 | 6-9 | 1-1 | 0 | 7.85 | 42 |
| May 06 | TEXAS STATE | * | 4.1 | 3 | 0 | 0 | 2 | 2 | 0 | 0 | 0 | 0 | 0 | 3 | 0 | 2-1 | 1-1 | 0 | 6.82 | 85 |
| May 13 | GEORGIA SOUTHERN | * | 5.0 | 3 | 3 | 3 | 3 | 2 | 1 | 0 | 0 | 0 | 0 | 0 | 0 | 1-4 | 1-2 | 0 | 6.63 | 69 |
| Totals | | 5 | 38.0 | 44 | 35 | 28 | 26 | 18 | 11 | 0 | 4 | 5 | 0 | 6 | 0 | 62-127 | 1-2 | 0 | 6.63 | - |

The Automated ScoreBook
Individual Game-by-Game for Arkansas State (as of May 16, 2018)

#19 Jablonski, Jacob - 35 games (All games)

| Date | Opponent | Pos | AB | R | H | RBI | 2B | 3B | HR | BB | SB | CS | HBP | SAC | SF | GDP | K | PO | A | E | Avg |
|--------|---------------------|--------|----|----|----|-----|----|----|----|----|----|----|-----|-----|----|-----|----|----|----|----|------|
| Feb 16 | ILLINOIS STATE | *3b | 3 | 0 | 0 | 0 | 0 | 0 | 0 | 0 | 0 | 0 | 0 | 0 | 0 | 0 | 2 | 0 | 3 | 1 | .000 |
| Feb 18 | ILLINOIS STATE-1 | *3b | 2 | 0 | 0 | 0 | 0 | 0 | 0 | 1 | 0 | 0 | 0 | 0 | 0 | 0 | 1 | 1 | 3 | 1 | .000 |
| Feb 18 | ILLINOIS STATE-2 | *3b | 3 | 1 | 1 | 0 | 0 | 0 | 0 | 1 | 0 | 0 | 0 | 0 | 0 | 0 | 0 | 0 | 2 | 1 | .125 |
| Feb 20 | SOUTHEAST MISSOU | *3b | 4 | 1 | 1 | 1 | 0 | 0 | 0 | 0 | 0 | 0 | 1 | 0 | 0 | 0 | 2 | 1 | 1 | 0 | .167 |
| Feb 27 | MISSISSIPPI VALLEY | *3b | 3 | 0 | 1 | 2 | 1 | 0 | 0 | 1 | 0 | 0 | 0 | 0 | 0 | 0 | 2 | 0 | 1 | 0 | .200 |
| Mar 02 | at New Orleans | *3b | 4 | 0 | 0 | 0 | 0 | 0 | 0 | 1 | 0 | 0 | 0 | 0 | 0 | 0 | 2 | 0 | 1 | 1 | .158 |
| Mar 03 | at New Orleans | *3b | 3 | 0 | 0 | 0 | 0 | 0 | 0 | 1 | 0 | 0 | 0 | 1 | 0 | 0 | 2 | 0 | 2 | 0 | .136 |
| Mar 04 | at New Orleans | *3b | 3 | 0 | 0 | 0 | 0 | 0 | 0 | 1 | 0 | 0 | 0 | 0 | 0 | 1 | 0 | 1 | 4 | 1 | .120 |
| Mar 06 | UT MARTIN | *3b | 3 | 4 | 2 | 0 | 1 | 0 | 0 | 2 | 0 | 0 | 0 | 0 | 0 | 0 | 0 | 1 | 2 | 1 | .179 |
| Mar 09 | at Missouri State | *3b | 2 | 0 | 0 | 0 | 0 | 0 | 0 | 1 | 0 | 0 | 0 | 0 | 0 | 0 | 0 | 2 | 1 | 0 | .167 |
| Mar 10 | at Missouri State | *3b | 4 | 0 | 0 | 0 | 0 | 0 | 0 | 0 | 0 | 0 | 0 | 0 | 0 | 0 | 2 | 1 | 0 | 0 | .147 |
| Mar 13 | SOUTHERN ILLINOIS | *3b | 3 | 2 | 1 | 0 | 0 | 0 | 0 | 2 | 1 | 0 | 0 | 1 | 0 | 0 | 0 | 2 | 4 | 0 | .162 |
| Mar 16 | COASTAL CAROLINA | *3b | 3 | 0 | 0 | 0 | 0 | 0 | 0 | 0 | 0 | 0 | 0 | 0 | 0 | 0 | 1 | 0 | 2 | 0 | .150 |
| Mar 20 | at Missouri | *3b | 3 | 0 | 1 | 0 | 1 | 0 | 0 | 0 | 0 | 0 | 0 | 0 | 0 | 0 | 1 | 1 | 1 | 1 | .163 |
| Mar 23 | at UL MONROE | *3b | 2 | 0 | 0 | 0 | 0 | 0 | 0 | 0 | 0 | 0 | 0 | 0 | 0 | 0 | 2 | 1 | 2 | 0 | .156 |
| Mar 24 | at UL MONROE | ph/3b | 1 | 0 | 0 | 0 | 0 | 0 | 0 | 0 | 0 | 0 | 0 | 0 | 0 | 0 | 0 | 0 | 0 | 1 | .152 |
| Mar 30 | LOUISIANA | ph/dh | 0 | 0 | 0 | 0 | 0 | 0 | 0 | 1 | 0 | 0 | 0 | 0 | 0 | 0 | 0 | 0 | 0 | 0 | .152 |
| Apr 07 | at Georgia State | ph | 1 | 0 | 0 | 0 | 0 | 0 | 0 | 0 | 0 | 0 | 0 | 0 | 0 | 0 | 0 | 0 | 0 | 0 | .149 |
| Apr 10 | at Memphis | *dh | 3 | 0 | 0 | 0 | 0 | 0 | 0 | 0 | 0 | 0 | 0 | 0 | 0 | 0 | 2 | 0 | 0 | 0 | .140 |
| Apr 11 | MEMPHIS | *3b | 4 | 0 | 2 | 0 | 0 | 0 | 0 | 0 | 0 | 0 | 0 | 0 | 0 | 0 | 0 | 2 | 2 | 0 | .167 |
| Apr 15 | at UT Arlington | ph | 1 | 0 | 0 | 0 | 0 | 0 | 0 | 0 | 0 | 0 | 0 | 0 | 0 | 0 | 0 | 0 | 0 | 0 | .164 |
| Apr 18 | at Ole Miss | *3b | 3 | 0 | 2 | 1 | 0 | 1 | 0 | 1 | 0 | 0 | 0 | 0 | 0 | 0 | 0 | 3 | 1 | 0 | .190 |
| Apr 20 | TROY | ph | 1 | 0 | 0 | 0 | 0 | 0 | 0 | 0 | 0 | 0 | 0 | 0 | 0 | 0 | 0 | 0 | 0 | 0 | .186 |
| Apr 21 | TROY-1 | ph | 0 | 1 | 0 | 0 | 0 | 0 | 0 | 1 | 0 | 0 | 0 | 0 | 0 | 0 | 0 | 0 | 0 | 0 | .186 |
| Apr 21 | TROY-2 | *3b | 4 | 0 | 0 | 1 | 0 | 0 | 0 | 0 | 0 | 0 | 0 | 0 | 1 | 0 | 3 | 0 | 0 | 0 | .175 |
| Apr 25 | CENTRAL ARKANSAS | ph | 1 | 0 | 0 | 0 | 0 | 0 | 0 | 0 | 0 | 0 | 0 | 0 | 0 | 0 | 0 | 0 | 0 | 0 | .172 |
| Apr 28 | at South Alabama | ph/dh | 3 | 0 | 0 | 0 | 0 | 0 | 0 | 0 | 0 | 0 | 0 | 0 | 0 | 0 | 3 | 0 | 0 | 0 | .164 |
| May 04 | TEXAS STATE | 3b | 2 | 0 | 1 | 0 | 0 | 0 | 0 | 0 | 0 | 0 | 0 | 0 | 0 | 0 | 0 | 0 | 0 | 0 | .174 |
| May 05 | TEXAS STATE | *3b | 4 | 0 | 2 | 0 | 0 | 0 | 0 | 0 | 0 | 0 | 0 | 0 | 0 | 1 | 1 | 0 | 4 | 0 | .192 |
| May 06 | TEXAS STATE | *3b | 2 | 0 | 0 | 0 | 0 | 0 | 0 | 1 | 0 | 0 | 0 | 0 | 0 | 1 | 0 | 0 | 4 | 0 | .187 |
| May 08 | at Central Arkansas | *3b | 3 | 0 | 1 | 0 | 1 | 0 | 0 | 0 | 0 | 1 | 0 | 0 | 0 | 0 | 2 | 1 | 2 | 1 | .192 |
| May 11 | GEORGIA SOUTHERN | *3b | 5 | 0 | 1 | 0 | 0 | 0 | 0 | 0 | 0 | 0 | 0 | 0 | 0 | 0 | 2 | 0 | 4 | 0 | .193 |
| May 12 | GEORGIA SOUTHERN | *3b/ss | 4 | 0 | 0 | 0 | 0 | 0 | 0 | 0 | 0 | 0 | 0 | 0 | 0 | 0 | 1 | 1 | 3 | 0 | .184 |
| May 13 | GEORGIA SOUTHERN | *3b | 2 | 0 | 0 | 0 | 0 | 0 | 0 | 1 | 0 | 0 | 0 | 0 | 0 | 0 | 0 | 0 | 0 | 0 | .180 |
| May 15 | OLE MISS | *3b | 3 | 1 | 2 | 3 | 1 | 0 | 1 | 0 | 0 | 0 | 1 | 0 | 0 | 0 | 0 | 2 | 0 | 1 | .196 |
| Totals | | 26gs | 92 | 10 | 18 | 8 | 5 | 1 | 1 | 16 | 1 | 1 | 2 | 2 | 1 | 3 | 31 | 21 | 50 | 10 | .196 |

On base pct. .324 • Slugging pct. .304

The Automated ScoreBook
Individual Game-by-Game for Arkansas State (as of May 16, 2018)

#5 Johnson, Tobias - 38 games (All games)

| Date | Opponent | Pos | AB | R | H | RBI | 2B | 3B | HR | BB | SB | CS | HBP | SAC | SF | GDP | K | PO | A | E | Avg |
|--------|--------------------|------|-----|----|----|-----|----|----|----|----|----|----|-----|-----|----|-----|----|----|----|---|------|
| Feb 20 | SOUTHEAST MISSOU | *dh | 4 | 0 | 3 | 2 | 0 | 0 | 0 | 1 | 0 | 0 | 0 | 0 | 0 | 0 | 0 | 0 | 0 | 0 | .750 |
| Feb 27 | MISSISSIPPI VALLEY | *dh | 5 | 0 | 1 | 0 | 0 | 0 | 0 | 0 | 0 | 0 | 0 | 0 | 0 | 0 | 0 | 0 | 0 | 0 | .444 |
| Mar 02 | at New Orleans | *dh | 4 | 0 | 0 | 0 | 0 | 0 | 0 | 0 | 0 | 0 | 1 | 0 | 0 | 0 | 0 | 0 | 0 | 0 | .308 |
| Mar 03 | at New Orleans | *dh | 4 | 2 | 1 | 0 | 0 | 0 | 0 | 1 | 0 | 0 | 0 | 0 | 0 | 0 | 0 | 0 | 0 | 0 | .294 |
| Mar 04 | at New Orleans | *2b | 4 | 1 | 2 | 3 | 0 | 0 | 1 | 0 | 0 | 0 | 0 | 1 | 0 | 0 | 1 | 2 | 3 | 0 | .333 |
| Mar 06 | UT MARTIN | *2b | 1 | 0 | 0 | 0 | 0 | 0 | 0 | 1 | 0 | 0 | 1 | 0 | 0 | 0 | 0 | 0 | 1 | 0 | .318 |
| Mar 09 | at Missouri State | *2b | 4 | 0 | 1 | 2 | 1 | 0 | 0 | 1 | 0 | 0 | 0 | 0 | 0 | 1 | 1 | 1 | 1 | 0 | .308 |
| Mar 10 | at Missouri State | *2b | 5 | 0 | 0 | 0 | 0 | 0 | 0 | 0 | 0 | 0 | 0 | 0 | 0 | 0 | 2 | 4 | 0 | 0 | .258 |
| Mar 11 | at Missouri State | *2b | 5 | 0 | 1 | 0 | 0 | 0 | 0 | 0 | 0 | 0 | 0 | 0 | 0 | 0 | 1 | 2 | 1 | 0 | .250 |
| Mar 13 | SOUTHERN ILLINOIS | *dh | 6 | 0 | 2 | 1 | 0 | 0 | 0 | 0 | 0 | 0 | 0 | 0 | 0 | 0 | 2 | 0 | 0 | 0 | .262 |
| Mar 16 | COASTAL CAROLINA | *dh | 4 | 0 | 0 | 0 | 0 | 0 | 0 | 0 | 0 | 0 | 0 | 0 | 0 | 0 | 2 | 0 | 0 | 0 | .239 |
| Mar 17 | COASTAL CAROLINA | *2b | 4 | 1 | 1 | 1 | 0 | 0 | 0 | 1 | 0 | 0 | 0 | 0 | 1 | 0 | 1 | 0 | 3 | 0 | .240 |
| Mar 18 | COASTAL CAROLINA | *2b | 5 | 0 | 2 | 0 | 0 | 0 | 0 | 0 | 0 | 0 | 0 | 0 | 0 | 0 | 2 | 2 | 3 | 0 | .255 |
| Mar 20 | at Missouri | *of | 4 | 0 | 0 | 0 | 0 | 0 | 0 | 0 | 0 | 0 | 0 | 0 | 0 | 0 | 2 | 4 | 1 | 0 | .237 |
| Mar 21 | at Missouri | *of | 2 | 1 | 0 | 0 | 0 | 0 | 0 | 1 | 0 | 0 | 2 | 1 | 0 | 0 | 0 | 2 | 0 | 0 | .230 |
| Mar 23 | at UL MONROE | *of | 4 | 0 | 1 | 0 | 1 | 0 | 0 | 0 | 0 | 0 | 0 | 0 | 0 | 0 | 1 | 1 | 1 | 1 | .231 |
| Mar 24 | at UL MONROE | *2b | 7 | 4 | 4 | 6 | 0 | 1 | 2 | 0 | 0 | 0 | 1 | 0 | 0 | 0 | 1 | 5 | 3 | 0 | .264 |
| Mar 25 | at UL MONROE | *2b | 3 | 0 | 1 | 0 | 0 | 0 | 0 | 1 | 0 | 0 | 0 | 0 | 0 | 0 | 1 | 4 | 5 | 0 | .267 |
| Mar 29 | LOUISIANA | *2b | 6 | 0 | 1 | 1 | 0 | 0 | 0 | 1 | 0 | 0 | 0 | 0 | 0 | 0 | 1 | 3 | 1 | 0 | .259 |
| Mar 30 | LOUISIANA | *2b | 5 | 1 | 2 | 3 | 2 | 0 | 0 | 0 | 0 | 0 | 0 | 0 | 0 | 0 | 0 | 1 | 2 | 0 | .267 |
| Mar 31 | LOUISIANA | *2b | 4 | 0 | 1 | 1 | 0 | 0 | 0 | 0 | 0 | 0 | 0 | 0 | 0 | 0 | 0 | 1 | 2 | 0 | .267 |
| Apr 06 | at Georgia State | *2b | 5 | 0 | 2 | 0 | 1 | 0 | 0 | 0 | 0 | 0 | 0 | 0 | 0 | 0 | 1 | 4 | 2 | 0 | .274 |
| Apr 07 | at Georgia State | *2b | 3 | 1 | 0 | 0 | 0 | 0 | 0 | 0 | 0 | 0 | 1 | 0 | 0 | 0 | 0 | 2 | 0 | 0 | .265 |
| Apr 08 | at Georgia State | *2b | 3 | 0 | 0 | 0 | 0 | 0 | 0 | 1 | 0 | 0 | 0 | 0 | 0 | 0 | 1 | 2 | 0 | 0 | .257 |
| Apr 10 | at Memphis | *2b | 2 | 0 | 0 | 0 | 0 | 0 | 0 | 2 | 0 | 0 | 0 | 0 | 0 | 0 | 1 | 1 | 2 | 0 | .252 |
| Apr 11 | MEMPHIS | *of | 5 | 0 | 1 | 0 | 0 | 0 | 0 | 0 | 0 | 0 | 0 | 0 | 0 | 0 | 1 | 0 | 0 | 0 | .250 |
| Apr 14 | at UT Arlington-1 | *2b | 3 | 0 | 1 | 1 | 0 | 0 | 0 | 0 | 0 | 0 | 1 | 0 | 0 | 1 | 0 | 1 | 3 | 0 | .252 |
| Apr 14 | at UT Arlington-2 | *2b | 3 | 0 | 1 | 0 | 1 | 0 | 0 | 1 | 0 | 0 | 0 | 0 | 0 | 0 | 1 | 0 | 4 | 0 | .254 |
| Apr 15 | at UT Arlington | *2b | 4 | 0 | 0 | 0 | 0 | 0 | 0 | 0 | 0 | 0 | 0 | 0 | 0 | 0 | 0 | 1 | 0 | 0 | .246 |
| Apr 18 | at Ole Miss | *dh | 2 | 0 | 0 | 0 | 0 | 0 | 0 | 0 | 0 | 0 | 0 | 0 | 0 | 0 | 2 | 0 | 0 | 0 | .242 |
| Apr 20 | TROY | *2b | 4 | 1 | 1 | 1 | 0 | 0 | 1 | 0 | 0 | 0 | 0 | 0 | 0 | 0 | 1 | 2 | 0 | 0 | .242 |
| Apr 21 | TROY-1 | *2b | 5 | 1 | 1 | 0 | 0 | 0 | 0 | 0 | 0 | 0 | 0 | 0 | 0 | 1 | 0 | 1 | 1 | 1 | .240 |
| Apr 21 | TROY-2 | ph | 1 | 0 | 0 | 0 | 0 | 0 | 0 | 0 | 0 | 0 | 0 | 0 | 0 | 0 | 1 | 0 | 0 | 0 | .238 |
| Apr 25 | CENTRAL ARKANSAS | *2b | 4 | 1 | 2 | 3 | 0 | 0 | 1 | 0 | 1 | 0 | 0 | 0 | 0 | 0 | 1 | 2 | 3 | 2 | .246 |
| Apr 27 | at South Alabama | *2b | 4 | 1 | 2 | 0 | 0 | 0 | 0 | 0 | 0 | 0 | 1 | 0 | 0 | 0 | 0 | 2 | 3 | 1 | .254 |
| Apr 28 | at South Alabama | *2b | 3 | 0 | 1 | 0 | 1 | 0 | 0 | 1 | 0 | 0 | 0 | 1 | 0 | 0 | 1 | 1 | 5 | 1 | .255 |
| Apr 29 | at South Alabama | *2b | 4 | 1 | 1 | 0 | 0 | 0 | 0 | 0 | 0 | 0 | 0 | 0 | 0 | 0 | 1 | 0 | 2 | 0 | .255 |
| May 04 | TEXAS STATE | *2b | 2 | 1 | 1 | 0 | 0 | 0 | 0 | 0 | 0 | 0 | 0 | 0 | 0 | 0 | 0 | 2 | 1 | 0 | .259 |
| Totals | | 37gs | 147 | 17 | 38 | 25 | 7 | 1 | 5 | 13 | 1 | 0 | 8 | 3 | 1 | 3 | 30 | 53 | 53 | 6 | .259 |

On base pct. .349 • Slugging pct. .422

#38 Kirby, Tanner - 18 appearances (All games)

| Date | Opponent | GS | IP | H | R | ER | BB | SO | 2B | 3B | HR | WP | BK | HBP | IBB | Score | W-L | Sv | ERA | NP |
|--------|--------------------|----|------|----|----|----|----|----|----|----|----|----|----|-----|-----|--------|-----|----|------|----|
| Feb 16 | ILLINOIS STATE | | 0.2 | 0 | 0 | 0 | 0 | 1 | 0 | 0 | 0 | 0 | 0 | 0 | 0 | 1-0 | 0-0 | 0 | 0.00 | 8 |
| Feb 20 | SOUTHEAST MISSOU | | 0.2 | 0 | 1 | 1 | 1 | 0 | 0 | 0 | 0 | 0 | 0 | 0 | 0 | 7-6 | 0-0 | 0 | 6.75 | 9 |
| Feb 27 | MISSISSIPPI VALLEY | | 1.0 | 0 | 0 | 0 | 0 | 3 | 0 | 0 | 0 | 0 | 0 | 0 | 0 | 9-0 | 0-0 | 0 | 3.86 | 18 |
| Mar 02 | at New Orleans | | 0.2 | 0 | 0 | 0 | 1 | 1 | 0 | 0 | 0 | 0 | 0 | 0 | 0 | 1-2 | 0-0 | 0 | 3.00 | 17 |
| Mar 04 | at New Orleans | | 0.2 | 3 | 2 | 2 | 1 | 1 | 1 | 0 | 0 | 0 | 0 | 0 | 0 | 6-3 | 0-0 | 0 | 7.36 | 25 |
| Mar 13 | SOUTHERN ILLINOIS | | 0.1 | 0 | 0 | 0 | 1 | 1 | 0 | 0 | 0 | 1 | 0 | 0 | 0 | 9-8 | 0-0 | 0 | 6.75 | 11 |
| Mar 18 | COASTAL CAROLINA | | 1.1 | 2 | 1 | 1 | 0 | 0 | 0 | 0 | 0 | 1 | 0 | 0 | 0 | 3-8 | 0-0 | 0 | 6.75 | 27 |
| Mar 21 | at Missouri | | 1.0 | 2 | 1 | 0 | 0 | 0 | 1 | 0 | 0 | 0 | 0 | 0 | 0 | 9-14 | 0-0 | 0 | 5.68 | 11 |
| Mar 25 | at UL MONROE | | 0.1 | 2 | 3 | 3 | 0 | 0 | 0 | 0 | 1 | 0 | 0 | 0 | 0 | 0-4 | 0-0 | 0 | 9.45 | - |
| Mar 31 | LOUISIANA | | 1.0 | 3 | 1 | 1 | 0 | 0 | 0 | 0 | 0 | 0 | 0 | 1 | 0 | 1-6 | 0-0 | 0 | 9.39 | 16 |
| Apr 11 | MEMPHIS | | 1.0 | 2 | 1 | 1 | 3 | 2 | 1 | 0 | 0 | 1 | 0 | 0 | 0 | 3-6 | 0-0 | 0 | 9.35 | 32 |
| Apr 14 | at UT Arlington-2 | | 0.2 | 1 | 0 | 0 | 1 | 2 | 1 | 0 | 0 | 0 | 0 | 1 | 1 | 2-4 | 0-0 | 0 | 8.68 | 22 |
| Apr 15 | at UT Arlington | | 0.1 | 0 | 0 | 0 | 0 | 0 | 0 | 0 | 0 | 0 | 0 | 0 | 0 | 2-11 | 0-0 | 0 | 8.38 | 5 |
| Apr 21 | TROY-1 | | 0.2 | 0 | 1 | 1 | 3 | 1 | 0 | 0 | 0 | 1 | 0 | 1 | 0 | 10-13 | 0-0 | 0 | 8.71 | 24 |
| Apr 25 | CENTRAL ARKANSAS | | 0.1 | 0 | 0 | 0 | 0 | 1 | 0 | 0 | 0 | 0 | 0 | 0 | 0 | 12-5 | 0-0 | 0 | 8.44 | 4 |
| Apr 29 | at South Alabama | | 0.1 | 1 | 2 | 2 | 0 | 0 | 0 | 0 | 0 | 0 | 0 | 1 | 0 | 6-9 | 0-0 | 0 | 9.82 | 8 |
| May 06 | TEXAS STATE | | 2.2 | 0 | 0 | 0 | 1 | 2 | 0 | 0 | 0 | 0 | 0 | 0 | 0 | 2-1 | 1-0 | 0 | 7.90 | 31 |
| May 13 | GEORGIA SOUTHERN | | 1.0 | 2 | 1 | 1 | 0 | 1 | 2 | 0 | 0 | 0 | 0 | 0 | 0 | 1-4 | 1-0 | 0 | 7.98 | 15 |
| Totals | | 0 | 14.2 | 18 | 14 | 13 | 12 | 16 | 6 | 0 | 1 | 4 | 0 | 4 | 1 | 84-104 | 1-0 | 0 | 7.98 | - |

The Automated ScoreBook
Individual Game-by-Game for Arkansas State (as of May 16, 2018)

#35 Kutzke, Jesse - 10 appearances (All games)

| Date | Opponent | GS | IP | H | R | ER | BB | SO | 2B | 3B | HR | WP | BK | HBP | IBB | Score | W-L | Sv | ERA | NP |
|--------|-------------------|----|-----|----|---|----|----|----|----|----|----|----|----|-----|-----|-------|-----|----|------|----|
| Feb 16 | ILLINOIS STATE | | 0.2 | 0 | 0 | 0 | 0 | 1 | 0 | 0 | 0 | 0 | 0 | 0 | 0 | 1-0 | 0-0 | 1 | 0.00 | 6 |
| Feb 20 | SOUTHEAST MISSOU | | 1.0 | 1 | 1 | 1 | 2 | 2 | 1 | 0 | 0 | 1 | 0 | 0 | 0 | 7-6 | 1-0 | 1 | 5.40 | 23 |
| Mar 02 | at New Orleans | | 2.0 | 3 | 1 | 1 | 2 | 1 | 0 | 0 | 0 | 1 | 0 | 1 | 0 | 1-2 | 1-1 | 1 | 4.91 | 39 |
| Mar 04 | at New Orleans | | 0.1 | 0 | 0 | 0 | 0 | 1 | 0 | 0 | 0 | 0 | 0 | 0 | 0 | 6-3 | 1-1 | 2 | 4.50 | 5 |
| Mar 10 | at Missouri State | | 2.0 | 0 | 0 | 0 | 0 | 2 | 0 | 0 | 0 | 0 | 0 | 0 | 0 | 4-1 | 1-1 | 3 | 3.00 | 23 |
| Mar 13 | SOUTHERN ILLINOIS | | 1.0 | 2 | 4 | 3 | 2 | 1 | 0 | 0 | 1 | 0 | 0 | 0 | 0 | 9-8 | 1-1 | 3 | 6.43 | 42 |
| Mar 18 | COASTAL CAROLINA | | 1.0 | 2 | 1 | 1 | 0 | 0 | 1 | 0 | 0 | 0 | 0 | 0 | 0 | 3-8 | 1-1 | 3 | 6.75 | 23 |
| Mar 21 | at Missouri | | 1.0 | 2 | 0 | 0 | 0 | 1 | 0 | 0 | 0 | 0 | 0 | 0 | 0 | 9-14 | 1-1 | 3 | 6.00 | 13 |
| Mar 24 | at UL MONROE | | 0.0 | 3 | 2 | 2 | 1 | 0 | 0 | 0 | 0 | 0 | 0 | 0 | 0 | 31-7 | 1-1 | 3 | 8.00 | - |
| Mar 31 | LOUISIANA | | 0.1 | 0 | 0 | 0 | 0 | 1 | 0 | 0 | 0 | 0 | 0 | 0 | 0 | 1-6 | 1-1 | 3 | 7.71 | 5 |
| Totals | | 0 | 9.1 | 13 | 9 | 8 | 7 | 10 | 2 | 0 | 1 | 2 | 0 | 1 | 0 | 72-55 | 1-1 | 3 | 7.71 | - |

#2 Lannon, Andrew - 20 games (All games)

| Date | Opponent | Pos | AB | R | H | RBI | 2B | 3B | HR | BB | SB | CS | HBP | SAC | SF | GDP | K | PO | A | E | Avg |
|--------|---------------------|------|----|---|---|-----|----|----|----|----|----|----|-----|-----|----|-----|----|----|---|---|------|
| Mar 09 | at Missouri State | ph/c | 1 | 1 | 0 | 0 | 0 | 0 | 0 | 1 | 0 | 0 | 0 | 0 | 0 | 0 | 0 | 3 | 0 | 1 | .000 |
| Mar 10 | at Missouri State | *c | 2 | 1 | 0 | 0 | 0 | 0 | 0 | 1 | 0 | 0 | 0 | 0 | 0 | 0 | 1 | 5 | 2 | 0 | .000 |
| Mar 13 | SOUTHERN ILLINOIS | ph/c | 2 | 0 | 1 | 1 | 0 | 0 | 0 | 0 | 0 | 0 | 0 | 0 | 0 | 0 | 0 | 4 | 0 | 0 | .200 |
| Mar 16 | COASTAL CAROLINA | ph/c | 1 | 0 | 0 | 0 | 0 | 0 | 0 | 1 | 0 | 0 | 0 | 0 | 0 | 0 | 0 | 2 | 0 | 0 | .167 |
| Mar 17 | COASTAL CAROLINA | *c | 4 | 0 | 0 | 1 | 0 | 0 | 2 | 0 | 0 | 0 | 0 | 0 | 0 | 0 | 3 | 9 | 0 | 0 | .100 |
| Mar 18 | COASTAL CAROLINA | ph | 1 | 1 | 0 | 0 | 0 | 0 | 0 | 0 | 0 | 0 | 0 | 0 | 0 | 0 | 0 | 0 | 0 | 0 | .091 |
| Mar 20 | at Missouri | *c | 3 | 0 | 0 | 0 | 0 | 0 | 0 | 0 | 0 | 0 | 0 | 0 | 0 | 0 | 1 | 4 | 1 | 1 | .071 |
| Mar 21 | at Missouri | ph | 1 | 0 | 0 | 1 | 0 | 0 | 0 | 1 | 0 | 0 | 0 | 0 | 0 | 0 | 0 | 0 | 0 | 0 | .067 |
| Mar 23 | at UL MONROE | *c | 2 | 0 | 0 | 0 | 0 | 0 | 0 | 1 | 0 | 0 | 0 | 0 | 0 | 0 | 1 | 7 | 1 | 0 | .059 |
| Mar 25 | at UL MONROE | c | 0 | 0 | 0 | 0 | 0 | 0 | 0 | 0 | 0 | 0 | 0 | 0 | 0 | 0 | 0 | 1 | 0 | 0 | .059 |
| Mar 29 | LOUISIANA | c | 0 | 0 | 0 | 0 | 0 | 0 | 0 | 0 | 0 | 0 | 0 | 0 | 0 | 0 | 0 | 1 | 0 | 0 | .059 |
| Apr 06 | at Georgia State | c | 1 | 0 | 0 | 0 | 0 | 0 | 0 | 0 | 0 | 0 | 0 | 0 | 0 | 0 | 1 | 1 | 0 | 0 | .056 |
| Apr 07 | at Georgia State | c | 0 | 0 | 0 | 0 | 0 | 0 | 0 | 0 | 0 | 0 | 0 | 0 | 0 | 0 | 0 | 0 | 0 | 0 | .056 |
| Apr 11 | MEMPHIS | *c | 3 | 0 | 0 | 0 | 0 | 0 | 0 | 0 | 0 | 0 | 0 | 0 | 0 | 0 | 2 | 5 | 1 | 1 | .048 |
| Apr 18 | at Ole Miss | c | 1 | 0 | 0 | 0 | 0 | 0 | 0 | 0 | 0 | 0 | 0 | 0 | 0 | 0 | 0 | 1 | 0 | 0 | .045 |
| Apr 21 | TROY-1 | c | 0 | 0 | 0 | 0 | 0 | 0 | 0 | 0 | 0 | 0 | 0 | 0 | 0 | 0 | 0 | 0 | 0 | 0 | .045 |
| Apr 21 | TROY-2 | c | 0 | 0 | 0 | 0 | 0 | 0 | 0 | 0 | 0 | 0 | 0 | 0 | 0 | 0 | 0 | 2 | 0 | 0 | .045 |
| May 08 | at Central Arkansas | c | 0 | 0 | 0 | 0 | 0 | 0 | 0 | 0 | 0 | 0 | 0 | 0 | 0 | 0 | 0 | 1 | 0 | 0 | .045 |
| May 12 | GEORGIA SOUTHERN | c | 2 | 0 | 0 | 0 | 0 | 0 | 0 | 0 | 0 | 0 | 0 | 0 | 0 | 0 | 0 | 4 | 0 | 0 | .042 |
| May 15 | OLE MISS | c | 3 | 0 | 1 | 0 | 0 | 0 | 0 | 0 | 0 | 0 | 0 | 0 | 0 | 0 | 1 | 3 | 0 | 0 | .074 |
| Totals | | 5gs | 27 | 3 | 2 | 3 | 0 | 0 | 0 | 7 | 0 | 0 | 0 | 0 | 0 | 0 | 10 | 53 | 5 | 3 | .074 |

On base pct. .265 • Slugging pct. .074

#40 Lannon, Payton - 16 appearances (All games)

| Date | Opponent | GS | IP | H | R | ER | BB | SO | 2B | 3B | HR | WP | BK | HBP | IBB | Score | W-L | Sv | ERA | NP |
|--------|---------------------|----|------|----|----|----|----|----|----|----|----|----|----|-----|-----|---------|-----|----|-------|----|
| Feb 16 | ILLINOIS STATE | | 0.0 | 0 | 0 | 0 | 1 | 0 | 0 | 0 | 0 | 0 | 0 | 0 | 0 | 1-0 | 0-0 | 0 | 0.00 | 4 |
| Feb 20 | SOUTHEAST MISSOU | | 1.0 | 0 | 0 | 0 | 0 | 2 | 0 | 0 | 0 | 0 | 0 | 0 | 0 | 7-6 | 0-0 | 0 | 0.00 | 18 |
| Mar 11 | at Missouri State | | 0.1 | 0 | 1 | 0 | 0 | 0 | 0 | 0 | 0 | 1 | 0 | 1 | 0 | 4-5 | 0-1 | 0 | 0.00 | 12 |
| Mar 17 | COASTAL CAROLINA | | 1.0 | 2 | 2 | 2 | 1 | 2 | 1 | 0 | 0 | 1 | 0 | 0 | 0 | 14-26 | 0-1 | 0 | 7.71 | 25 |
| Mar 21 | at Missouri | | 0.2 | 1 | 5 | 5 | 4 | 2 | 0 | 0 | 0 | 0 | 0 | 0 | 0 | 9-14 | 0-1 | 0 | 21.00 | 37 |
| Mar 24 | at UL MONROE | | 1.0 | 0 | 0 | 0 | 1 | 1 | 0 | 0 | 0 | 0 | 0 | 0 | 0 | 31-7 | 0-1 | 0 | 15.75 | - |
| Apr 06 | at Georgia State | | 1.0 | 1 | 1 | 1 | 0 | 1 | 0 | 1 | 0 | 0 | 0 | 1 | 0 | 3-12 | 0-1 | 0 | 14.40 | 14 |
| Apr 07 | at Georgia State | | 0.2 | 3 | 4 | 4 | 3 | 0 | 0 | 0 | 0 | 0 | 0 | 0 | 0 | 7-16 | 0-1 | 0 | 19.06 | 28 |
| Apr 11 | MEMPHIS | | 1.0 | 0 | 0 | 0 | 0 | 1 | 0 | 0 | 0 | 0 | 0 | 0 | 0 | 3-6 | 0-1 | 0 | 16.20 | 15 |
| Apr 15 | at UT Arlington | | 0.1 | 2 | 1 | 1 | 0 | 0 | 2 | 0 | 0 | 0 | 0 | 0 | 0 | 2-11 | 0-1 | 0 | 16.71 | 16 |
| Apr 18 | at Ole Miss | | 1.0 | 0 | 0 | 0 | 0 | 1 | 0 | 0 | 0 | 0 | 0 | 0 | 0 | 3-10 | 0-1 | 0 | 14.62 | 13 |
| Apr 21 | TROY-1 | | 0.0 | 0 | 1 | 1 | 1 | 0 | 0 | 0 | 0 | 0 | 0 | 0 | 0 | 10-13 | 0-2 | 0 | 15.75 | 5 |
| Apr 21 | TROY-2 | | 0.1 | 2 | 0 | 0 | 0 | 0 | 0 | 0 | 0 | 0 | 0 | 0 | 0 | 9-12 | 0-2 | 0 | 15.12 | 11 |
| Apr 29 | at South Alabama | | 1.0 | 2 | 2 | 2 | 0 | 2 | 0 | 0 | 1 | 2 | 1 | 0 | 0 | 6-9 | 0-3 | 0 | 15.43 | 21 |
| May 08 | at Central Arkansas | | 1.0 | 2 | 4 | 4 | 2 | 1 | 1 | 0 | 0 | 0 | 1 | 0 | 0 | 3-14 | 0-3 | 0 | 17.42 | 34 |
| May 15 | OLE MISS | | 2.0 | 4 | 5 | 4 | 2 | 0 | 0 | 0 | 2 | 0 | 0 | 1 | 0 | 8-15 | 0-3 | 0 | 17.51 | 36 |
| Totals | | 0 | 12.1 | 19 | 26 | 24 | 15 | 13 | 4 | 1 | 3 | 4 | 1 | 4 | 0 | 120-176 | 0-3 | 0 | 17.51 | - |

The Automated ScoreBook
Individual Game-by-Game for Arkansas State (as of May 16, 2018)

#14 Lee, Coulton - 20 appearances (All games)

| Date | Opponent | GS | IP | H | R | ER | BB | SO | 2B | 3B | HR | WP | BK | HBP | IBB | Score | W-L | Sv | ERA | NP |
|--------|---------------------|----|------|----|----|----|----|----|----|----|----|----|----|-----|-----|---------|-----|----|-------|-----|
| Feb 18 | ILLINOIS STATE-1 | * | 4.1 | 8 | 6 | 6 | 0 | 0 | 2 | 0 | 1 | 0 | 0 | 1 | 0 | 3-18 | 0-1 | 0 | 12.46 | 66 |
| Mar 03 | at New Orleans | * | 6.0 | 5 | 3 | 3 | 2 | 3 | 2 | 0 | 0 | 1 | 0 | 0 | 0 | 12-3 | 1-1 | 0 | 7.84 | 71 |
| Mar 10 | at Missouri State | * | 7.0 | 4 | 1 | 1 | 1 | 7 | 2 | 0 | 1 | 1 | 0 | 0 | 0 | 4-1 | 2-1 | 0 | 5.19 | 105 |
| Mar 17 | COASTAL CAROLINA | * | 3.0 | 5 | 7 | 7 | 5 | 2 | 2 | 0 | 1 | 1 | 0 | 0 | 0 | 14-26 | 2-2 | 0 | 7.52 | 66 |
| Mar 20 | at Missouri | | 2.0 | 3 | 2 | 2 | 2 | 2 | 0 | 0 | 0 | 0 | 0 | 0 | 0 | 1-11 | 2-2 | 0 | 7.66 | 39 |
| Mar 25 | at UL MONROE | | 1.1 | 2 | 1 | 1 | 0 | 2 | 0 | 0 | 0 | 0 | 0 | 0 | 0 | 0-4 | 2-3 | 0 | 7.61 | - |
| Mar 29 | LOUISIANA | | 3.1 | 4 | 2 | 2 | 1 | 4 | 3 | 0 | 0 | 0 | 1 | 0 | 0 | 8-7 | 2-3 | 0 | 7.33 | 50 |
| Mar 31 | LOUISIANA | | 2.1 | 4 | 4 | 2 | 0 | 1 | 2 | 0 | 0 | 0 | 1 | 0 | 0 | 1-6 | 2-3 | 0 | 7.36 | 42 |
| Apr 08 | at Georgia State | | 5.0 | 3 | 1 | 1 | 2 | 1 | 1 | 0 | 0 | 1 | 0 | 0 | 0 | 2-3 | 2-4 | 0 | 6.55 | 60 |
| Apr 11 | MEMPHIS | | 1.0 | 0 | 0 | 0 | 0 | 0 | 0 | 0 | 0 | 0 | 0 | 0 | 0 | 3-6 | 2-4 | 0 | 6.37 | 8 |
| Apr 14 | at UT Arlington-1 | | 0.1 | 1 | 2 | 2 | 1 | 1 | 0 | 0 | 0 | 0 | 0 | 0 | 0 | 6-4 | 2-4 | 0 | 6.81 | 10 |
| Apr 15 | at UT Arlington | | 1.0 | 2 | 3 | 3 | 1 | 1 | 0 | 0 | 0 | 0 | 0 | 0 | 0 | 2-11 | 2-4 | 0 | 7.36 | 17 |
| Apr 21 | TROY-2 | * | 3.1 | 9 | 6 | 6 | 2 | 1 | 2 | 0 | 0 | 3 | 1 | 0 | 0 | 9-12 | 2-5 | 0 | 8.10 | 65 |
| Apr 25 | CENTRAL ARKANSAS | | 1.1 | 0 | 0 | 0 | 1 | 2 | 0 | 0 | 0 | 0 | 0 | 0 | 0 | 12-5 | 2-5 | 0 | 7.84 | 23 |
| Apr 27 | at South Alabama | | 3.1 | 2 | 0 | 0 | 3 | 2 | 1 | 0 | 0 | 0 | 0 | 0 | 0 | 6-3 | 3-5 | 0 | 7.25 | 67 |
| Apr 29 | at South Alabama | | 0.2 | 2 | 2 | 2 | 1 | 0 | 0 | 1 | 0 | 0 | 0 | 0 | 0 | 6-9 | 3-5 | 0 | 7.54 | 18 |
| May 05 | TEXAS STATE | | 5.0 | 2 | 2 | 2 | 2 | 4 | 0 | 0 | 0 | 1 | 0 | 1 | 0 | 3-10 | 3-5 | 0 | 7.15 | 67 |
| May 08 | at Central Arkansas | | 2.0 | 4 | 4 | 3 | 1 | 1 | 3 | 0 | 0 | 0 | 0 | 0 | 0 | 3-14 | 3-5 | 0 | 7.39 | 36 |
| May 11 | GEORGIA SOUTHERN | | 1.0 | 1 | 0 | 0 | 0 | 0 | 0 | 0 | 0 | 0 | 0 | 0 | 0 | 6-5 | 4-5 | 0 | 7.26 | 4 |
| May 13 | GEORGIA SOUTHERN | | 3.0 | 1 | 0 | 0 | 3 | 1 | 1 | 0 | 0 | 1 | 0 | 0 | 0 | 1-4 | 4-5 | 0 | 6.87 | 43 |
| Totals | | 5 | 56.1 | 62 | 46 | 43 | 28 | 35 | 21 | 1 | 3 | 9 | 3 | 2 | 0 | 102-162 | 4-5 | 0 | 6.87 | - |

#7 Leggo, Andrew - 27 games (All games)

| Date | Opponent | Pos | AB | R | H | RBI | 2B | 3B | HR | BB | SB | CS | HBP | SAC | SF | GDP | K | PO | A | E | Avg |
|--------|--------------------|-------|----|---|----|-----|----|----|----|----|----|----|-----|-----|----|-----|----|----|---|---|------|
| Feb 18 | ILLINOIS STATE-1 | ph/3b | 1 | 0 | 0 | 0 | 0 | 0 | 0 | 0 | 0 | 0 | 0 | 0 | 0 | 0 | 1 | 0 | 0 | 1 | .000 |
| Feb 20 | SOUTHEAST MISSOU | pr/dh | 0 | 0 | 0 | 0 | 0 | 0 | 0 | 0 | 0 | 0 | 0 | 0 | 0 | 0 | 0 | 0 | 0 | 0 | .000 |
| Feb 27 | MISSISSIPPI VALLEY | ph/3b | 0 | 0 | 0 | 0 | 0 | 0 | 0 | 0 | 0 | 0 | 1 | 0 | 0 | 0 | 0 | 0 | 0 | 0 | .000 |
| Mar 03 | at New Orleans | ph | 0 | 0 | 0 | 0 | 0 | 0 | 0 | 1 | 0 | 0 | 0 | 0 | 0 | 0 | 0 | 0 | 0 | 0 | .000 |
| Mar 09 | at Missouri State | of | 1 | 0 | 0 | 0 | 0 | 0 | 0 | 0 | 0 | 0 | 0 | 0 | 0 | 0 | 0 | 1 | 0 | 0 | .000 |
| Mar 11 | at Missouri State | *dh | 3 | 2 | 2 | 0 | 0 | 0 | 0 | 0 | 0 | 0 | 1 | 0 | 0 | 0 | 0 | 0 | 0 | 0 | .400 |
| Mar 13 | SOUTHERN ILLINOIS | ph/of | 1 | 0 | 0 | 0 | 0 | 0 | 0 | 1 | 0 | 0 | 0 | 0 | 0 | 0 | 0 | 0 | 0 | 0 | .333 |
| Mar 16 | COASTAL CAROLINA | ph/of | 2 | 0 | 0 | 0 | 0 | 0 | 0 | 0 | 0 | 0 | 0 | 0 | 0 | 0 | 2 | 1 | 0 | 0 | .250 |
| Mar 17 | COASTAL CAROLINA | ph/of | 2 | 0 | 1 | 2 | 0 | 0 | 0 | 0 | 0 | 0 | 0 | 0 | 0 | 0 | 1 | 0 | 0 | 0 | .300 |
| Mar 18 | COASTAL CAROLINA | *of | 4 | 0 | 0 | 0 | 0 | 0 | 0 | 0 | 0 | 0 | 0 | 0 | 0 | 0 | 2 | 1 | 0 | 1 | .214 |
| Mar 21 | at Missouri | ph/of | 0 | 1 | 0 | 0 | 0 | 0 | 0 | 2 | 0 | 0 | 0 | 0 | 0 | 0 | 0 | 0 | 1 | 0 | .214 |
| Mar 23 | at UL MONROE | *dh | 2 | 0 | 1 | 0 | 0 | 0 | 0 | 1 | 0 | 1 | 1 | 0 | 0 | 0 | 0 | 0 | 0 | 0 | .250 |
| Mar 24 | at UL MONROE | *of | 5 | 2 | 1 | 0 | 0 | 0 | 0 | 2 | 0 | 0 | 0 | 0 | 0 | 0 | 1 | 3 | 0 | 0 | .238 |
| Mar 25 | at UL MONROE | *of | 2 | 0 | 0 | 0 | 0 | 0 | 0 | 0 | 0 | 0 | 1 | 1 | 0 | 0 | 1 | 2 | 0 | 0 | .217 |
| Mar 29 | LOUISIANA | *of | 5 | 1 | 2 | 1 | 0 | 0 | 0 | 0 | 0 | 0 | 0 | 0 | 1 | 0 | 1 | 0 | 0 | 0 | .250 |
| Mar 30 | LOUISIANA | *of | 4 | 1 | 1 | 1 | 0 | 0 | 0 | 0 | 0 | 0 | 1 | 0 | 0 | 0 | 2 | 1 | 0 | 0 | .250 |
| Mar 31 | LOUISIANA | *of | 4 | 0 | 0 | 0 | 0 | 0 | 0 | 0 | 0 | 0 | 0 | 0 | 0 | 0 | 2 | 0 | 0 | 0 | .222 |
| Apr 06 | at Georgia State | *dh | 4 | 0 | 0 | 0 | 0 | 0 | 0 | 0 | 0 | 0 | 0 | 0 | 0 | 0 | 2 | 0 | 0 | 0 | .200 |
| Apr 08 | at Georgia State | ph | 1 | 0 | 0 | 0 | 0 | 0 | 0 | 0 | 0 | 0 | 0 | 0 | 0 | 0 | 1 | 0 | 0 | 0 | .195 |
| Apr 10 | at Memphis | ph/of | 2 | 0 | 0 | 0 | 0 | 0 | 0 | 0 | 0 | 0 | 0 | 0 | 0 | 0 | 0 | 0 | 0 | 0 | .186 |
| Apr 15 | at UT Arlington | ph/of | 1 | 0 | 1 | 0 | 0 | 0 | 0 | 0 | 0 | 0 | 0 | 0 | 0 | 0 | 0 | 1 | 0 | 0 | .205 |
| Apr 18 | at Ole Miss | *of | 4 | 1 | 1 | 1 | 0 | 0 | 1 | 0 | 0 | 0 | 0 | 0 | 0 | 0 | 2 | 1 | 1 | 0 | .208 |
| Apr 20 | TROY | ph | 1 | 0 | 0 | 0 | 0 | 0 | 0 | 0 | 0 | 0 | 0 | 0 | 0 | 0 | 1 | 0 | 0 | 0 | .204 |
| Apr 21 | TROY-2 | ph | 0 | 0 | 0 | 0 | 0 | 0 | 0 | 0 | 0 | 0 | 1 | 0 | 0 | 0 | 0 | 0 | 0 | 0 | .204 |
| Apr 27 | at South Alabama | ph | 1 | 0 | 0 | 0 | 0 | 0 | 0 | 0 | 0 | 0 | 0 | 0 | 0 | 0 | 0 | 0 | 0 | 0 | .200 |
| Apr 28 | at South Alabama | ph/of | 4 | 0 | 1 | 2 | 0 | 1 | 0 | 0 | 0 | 0 | 0 | 0 | 0 | 0 | 2 | 2 | 0 | 0 | .204 |
| Apr 29 | at South Alabama | ph/dh | 2 | 0 | 0 | 0 | 0 | 0 | 0 | 0 | 0 | 0 | 0 | 0 | 0 | 0 | 2 | 0 | 0 | 0 | .196 |
| Totals | | 10gs | 56 | 8 | 11 | 7 | 0 | 1 | 1 | 7 | 0 | 1 | 6 | 1 | 1 | 0 | 23 | 13 | 2 | 2 | .196 |

On base pct. .343 • Slugging pct. .286

The Automated ScoreBook
Individual Game-by-Game for Arkansas State (as of May 16, 2018)

#32 Patterson, Zachary - 12 appearances (All games)

| Date | Opponent | GS | IP | H | R | ER | BB | SO | 2B | 3B | HR | WP | BK | HBP | IBB | Score | W-L | Sv | ERA | NP |
|--------|---------------------|----|------|----|----|----|----|----|----|----|----|----|----|-----|-----|--------|-----|----|-------|----|
| Feb 18 | ILLINOIS STATE-2 | | 4.0 | 6 | 5 | 5 | 4 | 4 | 1 | 1 | 0 | 0 | 0 | 0 | 0 | 4-11 | 0-0 | 0 | 11.25 | 94 |
| Mar 06 | UT MARTIN | | 1.0 | 2 | 2 | 1 | 0 | 2 | 1 | 0 | 0 | 1 | 0 | 2 | 0 | 13-5 | 0-0 | 0 | 10.80 | 36 |
| Mar 18 | COASTAL CAROLINA | | 1.1 | 0 | 0 | 0 | 2 | 1 | 0 | 0 | 0 | 0 | 0 | 0 | 0 | 3-8 | 0-0 | 0 | 8.53 | 32 |
| Mar 21 | at Missouri | * | 3.0 | 3 | 5 | 3 | 4 | 1 | 0 | 0 | 0 | 1 | 0 | 1 | 0 | 9-14 | 0-1 | 0 | 8.68 | 79 |
| Apr 10 | at Memphis | * | 5.1 | 3 | 2 | 2 | 3 | 4 | 1 | 0 | 0 | 0 | 0 | 1 | 0 | 1-4 | 0-2 | 0 | 6.75 | 89 |
| Apr 18 | at Ole Miss | * | 1.2 | 4 | 6 | 6 | 3 | 1 | 1 | 0 | 1 | 1 | 0 | 2 | 0 | 3-10 | 0-3 | 0 | 9.37 | 47 |
| Apr 21 | TROY-1 | | 0.2 | 0 | 0 | 0 | 0 | 0 | 0 | 0 | 0 | 0 | 0 | 0 | 0 | 10-13 | 0-3 | 0 | 9.00 | 9 |
| Apr 25 | CENTRAL ARKANSAS | | 0.0 | 2 | 2 | 2 | 1 | 0 | 0 | 0 | 0 | 0 | 0 | 0 | 0 | 12-5 | 0-3 | 0 | 10.06 | 8 |
| Apr 29 | at South Alabama | | 1.0 | 2 | 1 | 1 | 0 | 1 | 0 | 0 | 0 | 0 | 0 | 1 | 0 | 6-9 | 0-3 | 0 | 10.00 | 23 |
| May 08 | at Central Arkansas | | 3.0 | 1 | 0 | 0 | 1 | 3 | 0 | 0 | 0 | 0 | 0 | 1 | 0 | 3-14 | 0-3 | 0 | 8.57 | 37 |
| May 12 | GEORGIA SOUTHERN | | 3.0 | 0 | 1 | 0 | 1 | 4 | 0 | 0 | 0 | 0 | 0 | 0 | 0 | 5-10 | 0-3 | 0 | 7.50 | 39 |
| May 15 | OLE MISS | * | 3.0 | 8 | 6 | 6 | 2 | 2 | 2 | 0 | 1 | 1 | 0 | 0 | 0 | 8-15 | 0-4 | 0 | 8.67 | 71 |
| Totals | | 4 | 27.0 | 31 | 30 | 26 | 21 | 23 | 6 | 1 | 2 | 4 | 0 | 8 | 0 | 77-118 | 0-4 | 0 | 8.67 | - |

#12 Powell, Austin - 4 games (All games)

| Date | Opponent | Pos | AB | R | H | RBI | 2B | 3B | HR | BB | SB | CS | HBP | SAC | SF | GDP | K | PO | A | E | Avg |
|--------|--------------------|-----|----|---|---|-----|----|----|----|----|----|----|-----|-----|----|-----|---|----|---|---|------|
| Feb 18 | ILLINOIS STATE-1 | *c | 3 | 0 | 1 | 0 | 0 | 0 | 0 | 1 | 0 | 0 | 0 | 0 | 0 | 0 | 0 | 4 | 1 | 0 | .333 |
| Feb 27 | MISSISSIPPI VALLEY | c | 0 | 0 | 0 | 0 | 0 | 0 | 0 | 0 | 0 | 0 | 0 | 0 | 0 | 0 | 0 | 1 | 0 | 0 | .333 |
| Mar 02 | at New Orleans | c | 0 | 0 | 0 | 0 | 0 | 0 | 0 | 0 | 0 | 0 | 0 | 0 | 0 | 0 | 0 | 1 | 0 | 0 | .333 |
| Mar 03 | at New Orleans | *c | 3 | 0 | 0 | 0 | 0 | 0 | 0 | 0 | 0 | 0 | 0 | 0 | 0 | 0 | 3 | 3 | 0 | 1 | .167 |
| Totals | | 2gs | 6 | 0 | 1 | 0 | 0 | 0 | 0 | 1 | 0 | 0 | 0 | 0 | 0 | 0 | 3 | 9 | 1 | 1 | .167 |

On base pct. .286 • Slugging pct. .167

The Automated ScoreBook
 Individual Game-by-Game for Arkansas State (as of May 16, 2018)

#25 Ray, Cullen - 43 games (All games)

| Date | Opponent | Pos | AB | R | H | RBI | 2B | 3B | HR | BB | SB | CS | HBP | SAC | SF | GDP | K | PO | A | E | Avg |
|--------|---------------------|------|-----|----|----|-----|----|----|----|----|----|----|-----|-----|----|-----|----|-----|----|---|------|
| Feb 16 | ILLINOIS STATE | *c | 3 | 0 | 0 | 0 | 0 | 0 | 0 | 0 | 0 | 0 | 0 | 0 | 0 | 0 | 3 | 10 | 0 | 0 | .000 |
| Feb 18 | ILLINOIS STATE-2 | *c | 3 | 1 | 0 | 0 | 0 | 0 | 0 | 1 | 0 | 0 | 0 | 0 | 0 | 0 | 1 | 8 | 2 | 0 | .000 |
| Feb 20 | SOUTHEAST MISSOU | *c | 4 | 0 | 0 | 0 | 0 | 0 | 0 | 0 | 0 | 0 | 0 | 0 | 1 | 1 | 2 | 6 | 0 | 0 | .000 |
| Feb 27 | MISSISSIPPI VALLEY | *c | 1 | 1 | 0 | 2 | 0 | 0 | 0 | 1 | 0 | 0 | 0 | 1 | 1 | 0 | 0 | 11 | 1 | 0 | .000 |
| Mar 02 | at New Orleans | *c | 3 | 0 | 0 | 0 | 0 | 0 | 0 | 1 | 0 | 0 | 0 | 0 | 0 | 0 | 2 | 6 | 0 | 0 | .000 |
| Mar 03 | at New Orleans | c | 1 | 0 | 0 | 0 | 0 | 0 | 0 | 0 | 0 | 0 | 0 | 0 | 0 | 1 | 0 | 1 | 0 | 0 | .000 |
| Mar 04 | at New Orleans | *c | 3 | 1 | 0 | 0 | 0 | 0 | 0 | 1 | 0 | 0 | 0 | 0 | 0 | 0 | 2 | 5 | 1 | 0 | .000 |
| Mar 06 | UT MARTIN | *c | 4 | 2 | 2 | 5 | 0 | 0 | 1 | 0 | 0 | 0 | 0 | 1 | 0 | 0 | 1 | 13 | 0 | 0 | .091 |
| Mar 09 | at Missouri State | *c | 2 | 0 | 0 | 0 | 0 | 0 | 0 | 0 | 0 | 0 | 0 | 0 | 0 | 0 | 0 | 5 | 0 | 0 | .083 |
| Mar 10 | at Missouri State | c | 1 | 0 | 0 | 0 | 0 | 0 | 0 | 0 | 0 | 0 | 0 | 0 | 0 | 0 | 1 | 2 | 0 | 0 | .080 |
| Mar 11 | at Missouri State | *c | 4 | 1 | 3 | 0 | 1 | 0 | 0 | 0 | 0 | 0 | 0 | 0 | 0 | 0 | 0 | 9 | 1 | 0 | .172 |
| Mar 13 | SOUTHERN ILLINOIS | *c | 4 | 0 | 1 | 2 | 0 | 0 | 0 | 0 | 0 | 0 | 0 | 0 | 0 | 0 | 1 | 9 | 1 | 0 | .182 |
| Mar 16 | COASTAL CAROLINA | *c | 2 | 0 | 0 | 0 | 0 | 0 | 0 | 0 | 0 | 0 | 0 | 0 | 0 | 0 | 1 | 6 | 0 | 0 | .171 |
| Mar 18 | COASTAL CAROLINA | *c | 3 | 0 | 1 | 0 | 0 | 0 | 0 | 0 | 0 | 0 | 0 | 0 | 0 | 0 | 1 | 9 | 1 | 2 | .184 |
| Mar 21 | at Missouri | *c | 3 | 0 | 0 | 1 | 0 | 0 | 0 | 0 | 0 | 0 | 1 | 0 | 1 | 0 | 1 | 7 | 0 | 0 | .171 |
| Mar 24 | at UL MONROE | *c | 6 | 4 | 3 | 4 | 1 | 0 | 1 | 1 | 0 | 0 | 0 | 0 | 0 | 0 | 5 | 0 | 0 | 0 | .213 |
| Mar 25 | at UL MONROE | *c | 3 | 0 | 1 | 0 | 0 | 0 | 0 | 0 | 0 | 0 | 0 | 0 | 0 | 0 | 0 | 9 | 0 | 0 | .220 |
| Mar 29 | LOUISIANA | *c | 5 | 0 | 1 | 2 | 0 | 0 | 0 | 0 | 0 | 0 | 0 | 0 | 0 | 0 | 2 | 15 | 3 | 0 | .218 |
| Mar 30 | LOUISIANA | *c | 4 | 2 | 2 | 1 | 0 | 0 | 0 | 0 | 0 | 0 | 1 | 0 | 0 | 1 | 1 | 5 | 2 | 0 | .237 |
| Mar 31 | LOUISIANA | *c | 4 | 1 | 1 | 0 | 0 | 0 | 0 | 0 | 0 | 0 | 0 | 0 | 0 | 0 | 2 | 8 | 0 | 0 | .238 |
| Apr 06 | at Georgia State | *c | 3 | 0 | 0 | 0 | 0 | 0 | 0 | 0 | 0 | 0 | 0 | 0 | 0 | 1 | 0 | 7 | 1 | 0 | .227 |
| Apr 07 | at Georgia State | *c | 2 | 1 | 0 | 1 | 0 | 0 | 0 | 1 | 0 | 0 | 1 | 0 | 0 | 0 | 0 | 5 | 1 | 0 | .221 |
| Apr 08 | at Georgia State | *c | 3 | 0 | 0 | 0 | 0 | 0 | 0 | 0 | 0 | 0 | 0 | 0 | 0 | 0 | 2 | 5 | 0 | 0 | .211 |
| Apr 10 | at Memphis | *c | 3 | 0 | 0 | 0 | 0 | 0 | 0 | 0 | 0 | 0 | 0 | 0 | 0 | 0 | 2 | 6 | 0 | 0 | .203 |
| Apr 14 | at UT Arlington-1 | *c | 4 | 0 | 0 | 0 | 0 | 0 | 0 | 0 | 0 | 0 | 0 | 0 | 0 | 1 | 1 | 6 | 0 | 2 | .192 |
| Apr 14 | at UT Arlington-2 | *c | 2 | 0 | 0 | 0 | 0 | 0 | 0 | 0 | 0 | 0 | 0 | 1 | 0 | 0 | 1 | 6 | 0 | 1 | .188 |
| Apr 15 | at UT Arlington | *c | 2 | 0 | 0 | 0 | 0 | 0 | 0 | 1 | 0 | 0 | 0 | 0 | 0 | 0 | 0 | 6 | 0 | 0 | .183 |
| Apr 18 | at Ole Miss | *c | 3 | 0 | 0 | 0 | 0 | 0 | 0 | 0 | 0 | 0 | 0 | 0 | 0 | 0 | 0 | 3 | 1 | 0 | .176 |
| Apr 20 | TROY | *c | 2 | 0 | 1 | 1 | 0 | 0 | 0 | 0 | 0 | 0 | 0 | 0 | 1 | 0 | 0 | 11 | 1 | 0 | .184 |
| Apr 21 | TROY-1 | *c | 4 | 1 | 1 | 1 | 0 | 0 | 0 | 0 | 0 | 0 | 0 | 0 | 0 | 0 | 2 | 7 | 0 | 0 | .187 |
| Apr 21 | TROY-2 | *c | 3 | 0 | 0 | 0 | 0 | 0 | 0 | 0 | 0 | 0 | 0 | 0 | 0 | 0 | 0 | 5 | 0 | 0 | .181 |
| Apr 25 | CENTRAL ARKANSAS | *c | 3 | 2 | 1 | 1 | 1 | 0 | 0 | 1 | 0 | 0 | 0 | 0 | 0 | 0 | 0 | 6 | 0 | 0 | .186 |
| Apr 27 | at South Alabama | *c | 4 | 1 | 3 | 0 | 0 | 0 | 0 | 0 | 0 | 0 | 0 | 1 | 0 | 0 | 1 | 7 | 0 | 0 | .208 |
| Apr 28 | at South Alabama | *c | 4 | 0 | 0 | 0 | 0 | 0 | 0 | 0 | 0 | 0 | 1 | 0 | 0 | 0 | 1 | 3 | 0 | 0 | .200 |
| Apr 29 | at South Alabama | *c | 4 | 0 | 2 | 1 | 0 | 0 | 0 | 0 | 0 | 0 | 0 | 0 | 0 | 0 | 1 | 8 | 0 | 0 | .211 |
| May 04 | TEXAS STATE | *c | 2 | 1 | 1 | 0 | 0 | 0 | 0 | 1 | 0 | 0 | 1 | 0 | 0 | 0 | 0 | 9 | 0 | 0 | .216 |
| May 05 | TEXAS STATE | *c | 3 | 0 | 1 | 0 | 0 | 0 | 0 | 1 | 0 | 0 | 0 | 0 | 0 | 0 | 1 | 5 | 1 | 0 | .219 |
| May 06 | TEXAS STATE | *c | 3 | 0 | 0 | 0 | 0 | 0 | 0 | 0 | 0 | 0 | 0 | 0 | 0 | 0 | 0 | 4 | 1 | 0 | .214 |
| May 08 | at Central Arkansas | *c | 3 | 0 | 0 | 0 | 0 | 0 | 0 | 0 | 0 | 0 | 0 | 0 | 0 | 0 | 1 | 7 | 0 | 0 | .208 |
| May 11 | GEORGIA SOUTHERN | *c | 4 | 1 | 0 | 0 | 0 | 0 | 0 | 0 | 0 | 0 | 1 | 0 | 0 | 0 | 2 | 6 | 1 | 1 | .202 |
| May 12 | GEORGIA SOUTHERN | *c | 2 | 1 | 1 | 0 | 0 | 0 | 0 | 0 | 0 | 0 | 0 | 0 | 0 | 0 | 0 | 5 | 1 | 0 | .206 |
| May 13 | GEORGIA SOUTHERN | *c | 4 | 0 | 0 | 0 | 0 | 0 | 0 | 0 | 0 | 0 | 0 | 0 | 0 | 1 | 1 | 4 | 0 | 0 | .200 |
| May 15 | OLE MISS | *c | 1 | 0 | 0 | 0 | 0 | 0 | 0 | 0 | 0 | 0 | 0 | 0 | 0 | 0 | 1 | 2 | 0 | 0 | .198 |
| Totals | | 41gs | 131 | 21 | 26 | 22 | 3 | 0 | 2 | 10 | 0 | 0 | 6 | 4 | 3 | 6 | 38 | 282 | 20 | 6 | .198 |

On base pct. .280 • Slugging pct. .267

The Automated ScoreBook
Individual Game-by-Game for Arkansas State (as of May 16, 2018)

#21 Ritter, Bo - 19 appearances (All games)

| Date | Opponent | GS | IP | H | R | ER | BB | SO | 2B | 3B | HR | WP | BK | HBP | IBB | Score | W-L | Sv | ERA | NP |
|--------|-------------------|----|------|----|----|----|----|----|----|----|----|----|----|-----|-----|--------|-----|----|-------|----|
| Feb 18 | ILLINOIS STATE-1 | | 2.2 | 4 | 3 | 3 | 2 | 3 | 2 | 0 | 0 | 1 | 0 | 0 | 0 | 3-18 | 0-0 | 0 | 10.12 | 56 |
| Mar 03 | at New Orleans | | 3.0 | 2 | 0 | 0 | 2 | 1 | 1 | 0 | 0 | 1 | 0 | 0 | 0 | 12-3 | 0-0 | 1 | 4.76 | 48 |
| Mar 11 | at Missouri State | | 3.0 | 1 | 1 | 1 | 0 | 5 | 0 | 0 | 1 | 0 | 0 | 0 | 0 | 4-5 | 0-0 | 1 | 4.15 | 36 |
| Mar 16 | COASTAL CAROLINA | | 4.0 | 2 | 0 | 0 | 0 | 5 | 0 | 0 | 0 | 0 | 0 | 0 | 0 | 1-3 | 0-0 | 1 | 2.84 | 55 |
| Mar 20 | at Missouri | | 1.0 | 0 | 0 | 0 | 0 | 0 | 0 | 0 | 0 | 0 | 0 | 0 | 0 | 1-11 | 0-0 | 1 | 2.63 | 8 |
| Mar 23 | at UL MONROE | | 1.0 | 0 | 0 | 0 | 0 | 1 | 0 | 0 | 0 | 0 | 0 | 0 | 0 | 0-2 | 0-0 | 1 | 2.45 | - |
| Mar 29 | LOUISIANA | | 2.2 | 0 | 0 | 0 | 1 | 2 | 0 | 0 | 0 | 1 | 0 | 0 | 0 | 8-7 | 1-0 | 1 | 2.08 | 31 |
| Apr 08 | at Georgia State | | 1.0 | 0 | 0 | 0 | 0 | 1 | 0 | 0 | 0 | 0 | 0 | 0 | 0 | 2-3 | 1-0 | 1 | 1.96 | 13 |
| Apr 10 | at Memphis | | 1.2 | 2 | 2 | 1 | 0 | 1 | 0 | 0 | 0 | 2 | 0 | 0 | 0 | 1-4 | 1-0 | 1 | 2.25 | 29 |
| Apr 14 | at UT Arlington-1 | | 2.2 | 1 | 0 | 0 | 0 | 2 | 1 | 0 | 0 | 1 | 0 | 0 | 0 | 6-4 | 1-0 | 2 | 1.99 | 39 |
| Apr 15 | at UT Arlington | | 0.1 | 3 | 3 | 3 | 0 | 0 | 0 | 0 | 0 | 1 | 0 | 0 | 0 | 2-11 | 1-0 | 2 | 3.13 | 7 |
| Apr 20 | TROY | | 2.0 | 2 | 1 | 1 | 1 | 2 | 1 | 0 | 0 | 0 | 0 | 0 | 0 | 3-4 | 1-1 | 2 | 3.24 | 22 |
| Apr 21 | TROY-2 | | 1.2 | 3 | 1 | 1 | 0 | 2 | 0 | 0 | 0 | 1 | 0 | 0 | 0 | 9-12 | 1-1 | 2 | 3.38 | 24 |
| Apr 25 | CENTRAL ARKANSAS | | 2.1 | 2 | 0 | 0 | 1 | 1 | 0 | 0 | 0 | 0 | 0 | 0 | 0 | 12-5 | 1-1 | 2 | 3.10 | 41 |
| Apr 27 | at South Alabama | | 0.2 | 0 | 0 | 0 | 0 | 0 | 0 | 0 | 0 | 0 | 0 | 0 | 0 | 6-3 | 1-1 | 3 | 3.03 | 8 |
| Apr 28 | at South Alabama | | 0.2 | 0 | 0 | 0 | 0 | 1 | 0 | 0 | 0 | 0 | 0 | 0 | 0 | 6-3 | 1-1 | 3 | 2.97 | 7 |
| May 04 | TEXAS STATE | | 2.0 | 0 | 0 | 0 | 1 | 3 | 0 | 0 | 0 | 0 | 0 | 0 | 0 | 6-1 | 1-1 | 3 | 2.78 | 36 |
| May 06 | TEXAS STATE | | 2.0 | 2 | 1 | 1 | 0 | 1 | 1 | 1 | 0 | 0 | 0 | 0 | 0 | 2-1 | 1-1 | 4 | 2.88 | 14 |
| May 11 | GEORGIA SOUTHERN | | 2.2 | 5 | 2 | 2 | 0 | 1 | 1 | 0 | 0 | 2 | 0 | 0 | 0 | 6-5 | 1-1 | 4 | 3.16 | 43 |
| Totals | | 0 | 37.0 | 29 | 14 | 13 | 8 | 32 | 7 | 1 | 1 | 10 | 0 | 0 | 0 | 90-105 | 1-1 | 4 | 3.16 | - |

#10 Squire, Caleb - 31 games (All games)

| Date | Opponent | Pos | AB | R | H | RBI | 2B | 3B | HR | BB | SB | CS | HBP | SAC | SF | GDP | K | PO | A | E | Avg |
|--------|---------------------|-------|----|---|----|-----|----|----|----|----|----|----|-----|-----|----|-----|----|----|---|---|------|
| Feb 16 | ILLINOIS STATE | *dh | 3 | 0 | 0 | 0 | 0 | 0 | 0 | 0 | 0 | 0 | 0 | 0 | 0 | 0 | 1 | 0 | 0 | 0 | .000 |
| Feb 18 | ILLINOIS STATE-1 | *dh | 2 | 0 | 0 | 0 | 0 | 0 | 0 | 0 | 0 | 0 | 0 | 1 | 0 | 0 | 1 | 0 | 0 | 0 | .000 |
| Feb 20 | SOUTHEAST MISSOU | ph | 0 | 0 | 0 | 0 | 0 | 0 | 0 | 0 | 0 | 0 | 1 | 0 | 0 | 0 | 0 | 0 | 0 | 0 | .000 |
| Feb 27 | MISSISSIPPI VALLEY | ph | 1 | 0 | 0 | 0 | 0 | 0 | 0 | 0 | 0 | 0 | 0 | 0 | 0 | 0 | 1 | 0 | 0 | 0 | .000 |
| Mar 02 | at New Orleans | ph | 1 | 0 | 0 | 0 | 0 | 0 | 0 | 0 | 0 | 0 | 0 | 0 | 0 | 0 | 1 | 0 | 0 | 0 | .000 |
| Mar 03 | at New Orleans | 2b | 2 | 2 | 1 | 0 | 0 | 0 | 0 | 1 | 0 | 0 | 0 | 0 | 0 | 0 | 1 | 1 | 2 | 0 | .111 |
| Mar 04 | at New Orleans | *dh | 4 | 0 | 1 | 2 | 0 | 0 | 0 | 0 | 0 | 0 | 0 | 0 | 1 | 0 | 2 | 0 | 0 | 0 | .154 |
| Mar 06 | UT MARTIN | ph/2b | 2 | 0 | 1 | 1 | 0 | 0 | 0 | 0 | 0 | 0 | 0 | 0 | 0 | 0 | 0 | 1 | 0 | 0 | .200 |
| Mar 09 | at Missouri State | *dh | 3 | 0 | 1 | 1 | 1 | 0 | 0 | 1 | 0 | 0 | 1 | 0 | 0 | 0 | 0 | 0 | 0 | 0 | .222 |
| Mar 10 | at Missouri State | *dh | 4 | 0 | 0 | 0 | 0 | 0 | 0 | 0 | 0 | 0 | 0 | 0 | 0 | 0 | 2 | 0 | 0 | 0 | .182 |
| Mar 13 | SOUTHERN ILLINOIS | ph | 0 | 1 | 0 | 0 | 0 | 0 | 0 | 1 | 0 | 0 | 0 | 0 | 0 | 0 | 0 | 0 | 0 | 0 | .182 |
| Mar 17 | COASTAL CAROLINA | *dh | 3 | 2 | 1 | 1 | 1 | 0 | 0 | 1 | 0 | 0 | 0 | 0 | 0 | 0 | 1 | 0 | 0 | 0 | .200 |
| Mar 18 | COASTAL CAROLINA | *dh | 4 | 0 | 0 | 0 | 0 | 0 | 0 | 1 | 0 | 0 | 0 | 0 | 0 | 0 | 2 | 0 | 0 | 0 | .172 |
| Mar 21 | at Missouri | *2b | 4 | 1 | 3 | 3 | 1 | 0 | 0 | 0 | 0 | 0 | 1 | 0 | 0 | 0 | 0 | 1 | 0 | 0 | .242 |
| Mar 23 | at UL MONROE | *2b | 2 | 0 | 0 | 0 | 0 | 0 | 0 | 0 | 0 | 0 | 2 | 0 | 0 | 0 | 0 | 0 | 2 | 1 | .229 |
| Mar 25 | at UL MONROE | *dh | 4 | 0 | 1 | 0 | 0 | 0 | 0 | 0 | 0 | 0 | 0 | 0 | 0 | 0 | 1 | 0 | 0 | 0 | .231 |
| Mar 29 | LOUISIANA | ph | 1 | 0 | 0 | 1 | 0 | 0 | 0 | 0 | 0 | 0 | 1 | 0 | 0 | 0 | 1 | 0 | 0 | 0 | .225 |
| Apr 07 | at Georgia State | *dh | 5 | 0 | 2 | 0 | 0 | 0 | 0 | 0 | 0 | 0 | 0 | 0 | 0 | 0 | 0 | 0 | 0 | 0 | .244 |
| Apr 08 | at Georgia State | *dh | 4 | 0 | 0 | 0 | 0 | 0 | 0 | 0 | 0 | 0 | 0 | 0 | 0 | 0 | 0 | 0 | 0 | 0 | .224 |
| Apr 10 | at Memphis | ph | 0 | 0 | 0 | 0 | 0 | 0 | 0 | 0 | 0 | 0 | 1 | 0 | 0 | 0 | 0 | 0 | 0 | 0 | .224 |
| Apr 11 | MEMPHIS | *dh | 3 | 0 | 1 | 1 | 0 | 0 | 0 | 1 | 0 | 0 | 0 | 0 | 0 | 0 | 1 | 0 | 0 | 0 | .231 |
| Apr 14 | at UT Arlington-2 | *dh | 3 | 0 | 0 | 0 | 0 | 0 | 0 | 0 | 0 | 0 | 0 | 0 | 0 | 0 | 0 | 0 | 0 | 0 | .218 |
| Apr 18 | at Ole Miss | ph | 1 | 0 | 0 | 0 | 0 | 0 | 0 | 0 | 0 | 0 | 0 | 0 | 0 | 0 | 0 | 0 | 0 | 0 | .214 |
| Apr 20 | TROY | ph | 0 | 0 | 0 | 0 | 0 | 0 | 0 | 0 | 0 | 0 | 0 | 1 | 0 | 0 | 0 | 0 | 0 | 0 | .214 |
| Apr 21 | TROY-1 | ph | 1 | 0 | 0 | 0 | 0 | 0 | 0 | 0 | 0 | 0 | 0 | 0 | 0 | 0 | 1 | 0 | 0 | 0 | .211 |
| Apr 27 | at South Alabama | ph/dh | 1 | 0 | 0 | 0 | 0 | 0 | 0 | 0 | 0 | 0 | 1 | 0 | 0 | 0 | 1 | 0 | 0 | 0 | .207 |
| May 04 | TEXAS STATE | ph/dh | 2 | 1 | 0 | 0 | 0 | 0 | 0 | 0 | 0 | 0 | 0 | 0 | 0 | 0 | 0 | 0 | 0 | 0 | .200 |
| May 05 | TEXAS STATE | ph/dh | 1 | 0 | 0 | 0 | 0 | 0 | 0 | 0 | 0 | 0 | 0 | 1 | 0 | 0 | 0 | 0 | 0 | 0 | .197 |
| May 08 | at Central Arkansas | ph | 1 | 0 | 0 | 0 | 0 | 0 | 0 | 0 | 0 | 0 | 0 | 0 | 0 | 0 | 0 | 0 | 0 | 0 | .194 |
| May 12 | GEORGIA SOUTHERN | ph/2b | 2 | 0 | 2 | 2 | 0 | 0 | 0 | 0 | 0 | 0 | 0 | 0 | 0 | 0 | 0 | 2 | 0 | 0 | .219 |
| May 13 | GEORGIA SOUTHERN | ph | 1 | 0 | 0 | 0 | 0 | 0 | 0 | 0 | 0 | 0 | 0 | 0 | 0 | 0 | 0 | 0 | 0 | 0 | .215 |
| Totals | | 14gs | 65 | 7 | 14 | 12 | 3 | 0 | 0 | 6 | 0 | 0 | 7 | 4 | 1 | 0 | 17 | 2 | 7 | 1 | .215 |

On base pct. .342 • Slugging pct. .262

The Automated ScoreBook
Individual Game-by-Game for Arkansas State (as of May 16, 2018)

#26 Tipton, Drew - 42 games (All games)

| Date | Opponent | Pos | AB | R | H | RBI | 2B | 3B | HR | BB | SB | CS | HBP | SAC | SF | GDP | K | PO | A | E | Avg |
|--------|---------------------|------|-----|----|----|-----|----|----|----|----|----|----|-----|-----|----|-----|----|-----|---|---|------|
| Feb 16 | ILLINOIS STATE | *of | 3 | 0 | 0 | 0 | 0 | 0 | 0 | 0 | 0 | 0 | 0 | 0 | 0 | 0 | 3 | 6 | 0 | 0 | .000 |
| Feb 18 | ILLINOIS STATE-1 | *of | 4 | 0 | 0 | 0 | 0 | 0 | 0 | 0 | 0 | 0 | 0 | 0 | 0 | 0 | 1 | 1 | 0 | 0 | .000 |
| Feb 18 | ILLINOIS STATE-2 | *of | 3 | 0 | 0 | 1 | 0 | 0 | 0 | 1 | 1 | 0 | 1 | 0 | 0 | 0 | 1 | 2 | 0 | 0 | .000 |
| Feb 20 | SOUTHEAST MISSOU | *of | 3 | 0 | 1 | 0 | 0 | 0 | 0 | 0 | 0 | 0 | 0 | 1 | 0 | 0 | 1 | 1 | 0 | 0 | .077 |
| Feb 27 | MISSISSIPPI VALLEY | *of | 3 | 0 | 0 | 1 | 0 | 0 | 0 | 0 | 0 | 0 | 0 | 0 | 1 | 0 | 1 | 1 | 0 | 0 | .062 |
| Mar 02 | at New Orleans | *of | 4 | 1 | 1 | 0 | 0 | 0 | 0 | 1 | 0 | 0 | 0 | 0 | 0 | 0 | 0 | 1 | 0 | 0 | .100 |
| Mar 03 | at New Orleans | *of | 4 | 1 | 1 | 1 | 0 | 0 | 0 | 0 | 0 | 0 | 1 | 0 | 0 | 0 | 2 | 4 | 0 | 0 | .125 |
| Mar 04 | at New Orleans | *of | 3 | 2 | 1 | 0 | 1 | 0 | 0 | 1 | 0 | 0 | 0 | 0 | 0 | 0 | 0 | 2 | 0 | 0 | .148 |
| Mar 06 | UT MARTIN | *of | 5 | 1 | 2 | 1 | 1 | 0 | 0 | 0 | 0 | 0 | 0 | 0 | 0 | 0 | 2 | 2 | 0 | 0 | .188 |
| Mar 09 | at Missouri State | *of | 3 | 0 | 0 | 0 | 0 | 0 | 0 | 0 | 0 | 0 | 0 | 0 | 0 | 0 | 1 | 4 | 0 | 0 | .171 |
| Mar 10 | at Missouri State | *of | 4 | 1 | 3 | 0 | 1 | 0 | 0 | 0 | 1 | 0 | 0 | 0 | 0 | 0 | 1 | 6 | 0 | 0 | .231 |
| Mar 11 | at Missouri State | *of | 4 | 0 | 0 | 0 | 0 | 0 | 0 | 0 | 0 | 0 | 0 | 0 | 0 | 0 | 1 | 2 | 0 | 0 | .209 |
| Mar 13 | SOUTHERN ILLINOIS | *of | 6 | 2 | 3 | 2 | 1 | 0 | 0 | 0 | 0 | 0 | 0 | 0 | 0 | 0 | 0 | 1 | 0 | 0 | .245 |
| Mar 16 | COASTAL CAROLINA | *of | 2 | 1 | 0 | 0 | 0 | 0 | 0 | 1 | 0 | 0 | 0 | 0 | 0 | 0 | 0 | 2 | 0 | 0 | .235 |
| Mar 17 | COASTAL CAROLINA | *of | 1 | 1 | 1 | 1 | 0 | 0 | 0 | 1 | 0 | 0 | 0 | 0 | 0 | 0 | 0 | 0 | 0 | 0 | .250 |
| Mar 23 | at UL MONROE | ph | 1 | 0 | 0 | 0 | 0 | 0 | 0 | 0 | 0 | 0 | 0 | 0 | 0 | 0 | 1 | 0 | 0 | 0 | .245 |
| Mar 29 | LOUISIANA | ph | 0 | 0 | 0 | 0 | 0 | 0 | 0 | 1 | 0 | 0 | 0 | 0 | 0 | 0 | 0 | 0 | 0 | 0 | .245 |
| Mar 30 | LOUISIANA | *of | 2 | 0 | 0 | 1 | 0 | 0 | 0 | 1 | 0 | 0 | 0 | 0 | 1 | 0 | 1 | 2 | 0 | 0 | .236 |
| Mar 31 | LOUISIANA | *of | 4 | 0 | 1 | 0 | 0 | 0 | 0 | 0 | 0 | 0 | 0 | 0 | 0 | 0 | 1 | 5 | 0 | 0 | .237 |
| Apr 06 | at Georgia State | *of | 3 | 0 | 0 | 0 | 0 | 0 | 0 | 1 | 0 | 0 | 0 | 0 | 0 | 0 | 0 | 3 | 0 | 0 | .226 |
| Apr 07 | at Georgia State | *of | 4 | 0 | 1 | 1 | 0 | 0 | 0 | 1 | 0 | 0 | 0 | 0 | 0 | 0 | 0 | 2 | 0 | 0 | .227 |
| Apr 08 | at Georgia State | *of | 3 | 0 | 1 | 0 | 0 | 0 | 0 | 1 | 0 | 0 | 1 | 0 | 0 | 0 | 1 | 2 | 0 | 0 | .232 |
| Apr 10 | at Memphis | *of | 4 | 0 | 2 | 0 | 0 | 0 | 0 | 0 | 1 | 0 | 0 | 0 | 0 | 0 | 1 | 1 | 0 | 0 | .247 |
| Apr 11 | MEMPHIS | *of | 4 | 0 | 1 | 0 | 0 | 0 | 0 | 0 | 0 | 0 | 0 | 0 | 0 | 0 | 0 | 1 | 2 | 0 | .247 |
| Apr 14 | at UT Arlington-1 | *of | 4 | 1 | 1 | 0 | 0 | 0 | 0 | 1 | 1 | 0 | 0 | 0 | 0 | 0 | 1 | 2 | 0 | 0 | .247 |
| Apr 14 | at UT Arlington-2 | *of | 4 | 1 | 1 | 0 | 1 | 0 | 0 | 0 | 0 | 0 | 0 | 0 | 0 | 0 | 1 | 4 | 0 | 0 | .247 |
| Apr 15 | at UT Arlington | *of | 4 | 1 | 3 | 1 | 1 | 0 | 1 | 0 | 0 | 0 | 0 | 0 | 0 | 0 | 0 | 4 | 0 | 0 | .270 |
| Apr 18 | at Ole Miss | *of | 3 | 0 | 1 | 0 | 0 | 0 | 0 | 1 | 0 | 0 | 1 | 0 | 0 | 0 | 2 | 2 | 0 | 0 | .272 |
| Apr 20 | TROY | *of | 4 | 1 | 2 | 0 | 0 | 0 | 0 | 0 | 1 | 0 | 0 | 0 | 0 | 0 | 0 | 3 | 0 | 0 | .281 |
| Apr 21 | TROY-1 | *of | 3 | 1 | 1 | 0 | 0 | 0 | 0 | 1 | 0 | 0 | 1 | 0 | 0 | 0 | 0 | 4 | 0 | 0 | .283 |
| Apr 21 | TROY-2 | *of | 5 | 2 | 2 | 0 | 2 | 0 | 0 | 0 | 0 | 0 | 0 | 0 | 0 | 1 | 1 | 3 | 0 | 0 | .288 |
| Apr 25 | CENTRAL ARKANSAS | *of | 4 | 3 | 1 | 1 | 1 | 0 | 0 | 1 | 1 | 0 | 0 | 0 | 0 | 0 | 1 | 3 | 0 | 0 | .287 |
| Apr 27 | at South Alabama | *of | 5 | 1 | 1 | 0 | 1 | 0 | 0 | 0 | 0 | 0 | 0 | 0 | 0 | 0 | 0 | 1 | 0 | 0 | .283 |
| Apr 28 | at South Alabama | *of | 4 | 2 | 1 | 0 | 1 | 0 | 0 | 2 | 0 | 0 | 0 | 0 | 0 | 0 | 1 | 4 | 0 | 0 | .282 |
| Apr 29 | at South Alabama | *of | 3 | 1 | 1 | 1 | 0 | 0 | 0 | 1 | 1 | 1 | 1 | 0 | 0 | 0 | 0 | 5 | 0 | 0 | .283 |
| May 04 | TEXAS STATE | *of | 4 | 2 | 1 | 1 | 0 | 0 | 0 | 0 | 0 | 0 | 0 | 0 | 0 | 0 | 0 | 2 | 0 | 0 | .282 |
| May 05 | TEXAS STATE | *of | 4 | 0 | 0 | 0 | 0 | 0 | 0 | 0 | 1 | 0 | 1 | 0 | 0 | 0 | 2 | 1 | 0 | 1 | .273 |
| May 06 | TEXAS STATE | *of | 4 | 0 | 1 | 0 | 0 | 0 | 0 | 0 | 0 | 0 | 0 | 0 | 0 | 0 | 0 | 3 | 0 | 0 | .273 |
| May 08 | at Central Arkansas | *of | 4 | 1 | 1 | 0 | 0 | 0 | 0 | 0 | 0 | 0 | 0 | 0 | 0 | 0 | 0 | 1 | 0 | 1 | .272 |
| May 11 | GEORGIA SOUTHERN | *of | 5 | 1 | 2 | 0 | 1 | 0 | 0 | 1 | 0 | 0 | 0 | 0 | 0 | 0 | 0 | 1 | 0 | 0 | .277 |
| May 12 | GEORGIA SOUTHERN | *of | 3 | 1 | 1 | 0 | 1 | 0 | 0 | 0 | 0 | 0 | 0 | 1 | 0 | 0 | 0 | 2 | 0 | 0 | .278 |
| May 13 | GEORGIA SOUTHERN | *of | 4 | 0 | 2 | 0 | 0 | 0 | 0 | 0 | 0 | 0 | 0 | 0 | 0 | 0 | 1 | 5 | 0 | 0 | .284 |
| Totals | | 40gs | 148 | 29 | 42 | 13 | 13 | 0 | 1 | 18 | 8 | 1 | 7 | 2 | 2 | 1 | 29 | 101 | 2 | 2 | .284 |

On base pct. .383 • Slugging pct. .392

The Automated ScoreBook
Individual Game-by-Game for Arkansas State (as of May 16, 2018)

#6 Vaughan, Casey - 38 games (All games)

| Date | Opponent | Pos | AB | R | H | RBI | 2B | 3B | HR | BB | SB | CS | HBP | SAC | SF | GDP | K | PO | A | E | Avg |
|--------|---------------------|--------|-----|----|----|-----|----|----|----|----|----|----|-----|-----|----|-----|----|----|---|---|------|
| Feb 16 | ILLINOIS STATE | *of | 3 | 0 | 0 | 0 | 0 | 0 | 0 | 0 | 0 | 0 | 0 | 0 | 0 | 0 | 3 | 1 | 0 | 0 | .000 |
| Feb 18 | ILLINOIS STATE-1 | *of | 2 | 0 | 0 | 0 | 0 | 0 | 0 | 1 | 0 | 0 | 0 | 0 | 0 | 0 | 0 | 1 | 0 | 0 | .000 |
| Feb 18 | ILLINOIS STATE-2 | *of | 4 | 0 | 0 | 0 | 0 | 0 | 0 | 0 | 0 | 0 | 0 | 0 | 0 | 0 | 2 | 3 | 0 | 0 | .000 |
| Feb 20 | SOUTHEAST MISSOU | *of | 3 | 1 | 1 | 0 | 1 | 0 | 0 | 1 | 1 | 0 | 0 | 1 | 0 | 0 | 1 | 1 | 0 | 0 | .083 |
| Feb 27 | MISSISSIPPI VALLEY | *of | 3 | 2 | 1 | 2 | 0 | 0 | 0 | 0 | 0 | 0 | 1 | 0 | 0 | 0 | 0 | 0 | 0 | 0 | .133 |
| Mar 02 | at New Orleans | *of | 5 | 0 | 0 | 0 | 0 | 0 | 0 | 0 | 0 | 0 | 0 | 0 | 0 | 0 | 3 | 1 | 0 | 1 | .100 |
| Mar 06 | UT MARTIN | *dh | 4 | 1 | 0 | 0 | 0 | 0 | 0 | 1 | 0 | 0 | 0 | 0 | 0 | 0 | 2 | 0 | 0 | 0 | .083 |
| Mar 09 | at Missouri State | ph | 0 | 1 | 0 | 0 | 0 | 0 | 0 | 1 | 0 | 0 | 0 | 0 | 0 | 0 | 0 | 0 | 0 | 0 | .083 |
| Mar 13 | SOUTHERN ILLINOIS | *of | 3 | 0 | 2 | 0 | 0 | 0 | 0 | 0 | 1 | 0 | 0 | 1 | 0 | 0 | 0 | 2 | 1 | 1 | .148 |
| Mar 17 | COASTAL CAROLINA | *of/of | 4 | 1 | 2 | 0 | 0 | 0 | 0 | 1 | 0 | 0 | 1 | 0 | 0 | 0 | 1 | 3 | 0 | 0 | .194 |
| Mar 18 | COASTAL CAROLINA | *of | 2 | 0 | 0 | 0 | 0 | 0 | 0 | 0 | 0 | 0 | 1 | 0 | 0 | 0 | 1 | 1 | 0 | 0 | .182 |
| Mar 20 | at Missouri | *of | 2 | 0 | 0 | 0 | 0 | 0 | 0 | 0 | 0 | 0 | 0 | 0 | 0 | 0 | 1 | 1 | 0 | 0 | .171 |
| Mar 24 | at UL MONROE | *of | 5 | 5 | 2 | 1 | 0 | 0 | 1 | 2 | 0 | 0 | 0 | 0 | 0 | 0 | 1 | 4 | 0 | 0 | .200 |
| Mar 25 | at UL MONROE | *of | 3 | 0 | 0 | 0 | 0 | 0 | 0 | 0 | 0 | 0 | 0 | 1 | 0 | 0 | 0 | 1 | 0 | 0 | .186 |
| Mar 29 | LOUISIANA | *of | 5 | 1 | 3 | 0 | 0 | 0 | 0 | 0 | 0 | 0 | 1 | 0 | 0 | 0 | 1 | 4 | 0 | 0 | .229 |
| Mar 30 | LOUISIANA | *dh | 3 | 1 | 1 | 1 | 0 | 0 | 0 | 1 | 0 | 0 | 0 | 0 | 0 | 1 | 0 | 0 | 0 | 0 | .235 |
| Mar 31 | LOUISIANA | *dh | 4 | 0 | 1 | 0 | 0 | 0 | 0 | 0 | 0 | 0 | 0 | 0 | 0 | 0 | 0 | 0 | 0 | 0 | .236 |
| Apr 07 | at Georgia State | *of | 5 | 1 | 0 | 0 | 0 | 0 | 0 | 0 | 0 | 0 | 0 | 0 | 0 | 0 | 1 | 1 | 0 | 0 | .217 |
| Apr 08 | at Georgia State | *of | 2 | 0 | 0 | 0 | 0 | 0 | 0 | 1 | 0 | 0 | 1 | 0 | 0 | 0 | 1 | 3 | 1 | 0 | .210 |
| Apr 11 | MEMPHIS | ph | 1 | 0 | 0 | 0 | 0 | 0 | 0 | 0 | 0 | 0 | 0 | 0 | 0 | 0 | 0 | 0 | 0 | 0 | .206 |
| Apr 14 | at UT Arlington-1 | *dh | 4 | 0 | 1 | 0 | 0 | 0 | 0 | 0 | 0 | 0 | 0 | 0 | 0 | 0 | 0 | 0 | 0 | 0 | .209 |
| Apr 14 | at UT Arlington-2 | ph | 1 | 0 | 1 | 0 | 0 | 0 | 0 | 0 | 0 | 0 | 0 | 0 | 0 | 0 | 0 | 0 | 0 | 0 | .221 |
| Apr 15 | at UT Arlington | *dh | 3 | 0 | 0 | 0 | 0 | 0 | 0 | 0 | 0 | 0 | 0 | 0 | 0 | 0 | 2 | 0 | 0 | 0 | .211 |
| Apr 20 | TROY | *of | 3 | 0 | 1 | 0 | 1 | 0 | 0 | 0 | 0 | 0 | 0 | 0 | 0 | 0 | 1 | 2 | 0 | 0 | .216 |
| Apr 21 | TROY-1 | *of | 4 | 1 | 2 | 0 | 0 | 0 | 0 | 1 | 0 | 0 | 0 | 0 | 0 | 0 | 1 | 1 | 0 | 0 | .231 |
| Apr 21 | TROY-2 | *of | 5 | 0 | 3 | 0 | 0 | 0 | 0 | 0 | 0 | 0 | 0 | 0 | 0 | 0 | 0 | 4 | 1 | 0 | .253 |
| Apr 25 | CENTRAL ARKANSAS | *of | 5 | 0 | 0 | 0 | 0 | 0 | 0 | 0 | 0 | 0 | 0 | 0 | 0 | 0 | 0 | 3 | 0 | 1 | .239 |
| Apr 27 | at South Alabama | *of | 5 | 0 | 0 | 0 | 0 | 0 | 0 | 0 | 0 | 0 | 0 | 0 | 0 | 0 | 0 | 5 | 0 | 0 | .226 |
| Apr 28 | at South Alabama | *of | 1 | 0 | 0 | 0 | 0 | 0 | 0 | 0 | 0 | 0 | 0 | 0 | 0 | 0 | 1 | 0 | 0 | 0 | .223 |
| Apr 29 | at South Alabama | ph/of | 2 | 1 | 1 | 0 | 1 | 0 | 0 | 1 | 0 | 0 | 0 | 0 | 0 | 0 | 0 | 0 | 0 | 0 | .229 |
| May 04 | TEXAS STATE | *of | 3 | 0 | 1 | 1 | 1 | 0 | 0 | 1 | 0 | 0 | 0 | 0 | 0 | 0 | 0 | 4 | 0 | 0 | .232 |
| May 05 | TEXAS STATE | *of | 3 | 1 | 3 | 1 | 0 | 0 | 0 | 0 | 0 | 0 | 1 | 0 | 0 | 0 | 0 | 2 | 0 | 0 | .255 |
| May 06 | TEXAS STATE | *of | 3 | 0 | 1 | 0 | 0 | 0 | 0 | 1 | 0 | 0 | 0 | 0 | 0 | 0 | 3 | 0 | 0 | 0 | .257 |
| May 08 | at Central Arkansas | *of | 3 | 0 | 1 | 0 | 0 | 0 | 0 | 0 | 0 | 0 | 0 | 0 | 0 | 1 | 0 | 1 | 0 | 0 | .259 |
| May 11 | GEORGIA SOUTHERN | *of | 5 | 0 | 3 | 4 | 1 | 0 | 0 | 0 | 0 | 0 | 0 | 0 | 0 | 0 | 1 | 0 | 1 | 1 | .274 |
| May 12 | GEORGIA SOUTHERN | *of | 3 | 0 | 0 | 0 | 0 | 0 | 0 | 1 | 0 | 1 | 0 | 0 | 0 | 0 | 1 | 1 | 0 | 0 | .267 |
| May 13 | GEORGIA SOUTHERN | *of | 4 | 0 | 1 | 1 | 0 | 0 | 0 | 0 | 0 | 0 | 0 | 0 | 0 | 0 | 0 | 2 | 0 | 0 | .267 |
| May 15 | OLE MISS | *of | 3 | 2 | 2 | 0 | 0 | 0 | 0 | 1 | 0 | 0 | 0 | 0 | 0 | 0 | 0 | 1 | 0 | 0 | .276 |
| Totals | | 34gs | 123 | 19 | 34 | 11 | 5 | 0 | 1 | 15 | 2 | 1 | 6 | 3 | 0 | 2 | 25 | 55 | 5 | 4 | .276 |

On base pct. .382 • Slugging pct. .341

#30 Wasson, Korey - 12 appearances (All games)

| Date | Opponent | GS | IP | H | R | ER | BB | SO | 2B | 3B | HR | WP | BK | HBP | IBB | Score | W-L | Sv | ERA | NP |
|--------|---------------------|----|------|----|----|----|----|----|----|----|----|----|----|-----|-----|--------|-----|----|------|----|
| Feb 18 | ILLINOIS STATE-1 | | 1.0 | 3 | 4 | 0 | 1 | 0 | 1 | 0 | 0 | 0 | 0 | 0 | 0 | 3-18 | 0-0 | 0 | 0.00 | 24 |
| Mar 09 | at Missouri State | | 1.0 | 0 | 0 | 0 | 0 | 2 | 0 | 0 | 0 | 0 | 0 | 0 | 0 | 4-12 | 0-0 | 0 | 0.00 | 12 |
| Mar 17 | COASTAL CAROLINA | | 0.2 | 0 | 1 | 1 | 4 | 0 | 0 | 0 | 0 | 0 | 0 | 0 | 0 | 14-26 | 0-0 | 0 | 3.38 | 32 |
| Mar 21 | at Missouri | | 1.0 | 1 | 1 | 1 | 4 | 0 | 0 | 0 | 0 | 0 | 0 | 0 | 0 | 9-14 | 0-0 | 0 | 4.91 | 34 |
| Apr 07 | at Georgia State | | 1.1 | 1 | 0 | 0 | 0 | 0 | 0 | 0 | 0 | 0 | 0 | 0 | 0 | 7-16 | 0-0 | 0 | 3.60 | 19 |
| Apr 10 | at Memphis | | 1.0 | 0 | 0 | 0 | 1 | 1 | 0 | 0 | 0 | 0 | 0 | 0 | 0 | 1-4 | 0-0 | 0 | 3.00 | 14 |
| Apr 18 | at Ole Miss | | 1.0 | 1 | 0 | 0 | 0 | 0 | 0 | 0 | 0 | 0 | 0 | 1 | 0 | 3-10 | 0-0 | 0 | 2.57 | 13 |
| Apr 21 | TROY-1 | | 0.0 | 0 | 1 | 1 | 1 | 0 | 0 | 0 | 0 | 0 | 0 | 0 | 0 | 10-13 | 0-0 | 0 | 3.86 | 5 |
| Apr 21 | TROY-2 | | 2.0 | 3 | 2 | 2 | 2 | 2 | 1 | 0 | 0 | 1 | 0 | 2 | 0 | 9-12 | 0-0 | 0 | 5.00 | 55 |
| Apr 29 | at South Alabama | | 1.0 | 1 | 1 | 1 | 0 | 1 | 0 | 0 | 1 | 0 | 0 | 0 | 0 | 6-9 | 0-0 | 0 | 5.40 | 14 |
| May 08 | at Central Arkansas | | 0.0 | 0 | 3 | 3 | 3 | 0 | 0 | 0 | 0 | 1 | 0 | 0 | 0 | 3-14 | 0-1 | 0 | 8.10 | 12 |
| May 15 | OLE MISS | | 1.0 | 0 | 0 | 0 | 2 | 2 | 0 | 0 | 0 | 1 | 0 | 0 | 0 | 8-15 | 0-1 | 0 | 7.36 | 19 |
| Totals | | 0 | 11.0 | 10 | 13 | 9 | 18 | 8 | 2 | 0 | 1 | 3 | 0 | 3 | 0 | 77-163 | 0-1 | 0 | 7.36 | - |

The Automated ScoreBook
Individual Game-by-Game for Arkansas State (as of May 16, 2018)

#15 Welch, Winston - 40 games (All games)

| Date | Opponent | Pos | AB | R | H | RBI | 2B | 3B | HR | BB | SB | CS | HBP | SAC | SF | GDP | K | PO | A | E | Avg |
|--------|---------------------|--------|-----|----|----|-----|----|----|----|----|----|----|-----|-----|----|-----|----|----|---|---|------|
| Feb 18 | ILLINOIS STATE-1 | ph/dh | 2 | 0 | 0 | 0 | 0 | 0 | 0 | 0 | 0 | 0 | 0 | 0 | 0 | 0 | 1 | 0 | 0 | 0 | .000 |
| Feb 18 | ILLINOIS STATE-2 | *dh | 4 | 0 | 0 | 0 | 0 | 0 | 0 | 0 | 0 | 0 | 0 | 0 | 0 | 0 | 2 | 0 | 0 | 0 | .000 |
| Feb 27 | MISSISSIPPI VALLEY | ph/1b | 1 | 0 | 0 | 0 | 0 | 0 | 0 | 0 | 0 | 0 | 0 | 0 | 0 | 0 | 0 | 1 | 0 | 0 | .000 |
| Mar 03 | at New Orleans | ph | 1 | 0 | 0 | 0 | 0 | 0 | 0 | 0 | 0 | 0 | 0 | 0 | 0 | 0 | 1 | 0 | 0 | 0 | .000 |
| Mar 09 | at Missouri State | ph | 1 | 0 | 0 | 0 | 0 | 0 | 0 | 0 | 0 | 0 | 0 | 0 | 0 | 0 | 0 | 0 | 0 | 0 | .000 |
| Mar 16 | COASTAL CAROLINA | ph | 1 | 0 | 0 | 0 | 0 | 0 | 0 | 0 | 0 | 0 | 0 | 0 | 0 | 0 | 0 | 0 | 0 | 0 | .000 |
| Mar 17 | COASTAL CAROLINA | ph/dh | 2 | 0 | 1 | 0 | 0 | 0 | 0 | 0 | 0 | 0 | 0 | 0 | 0 | 0 | 0 | 0 | 0 | 0 | .083 |
| Mar 18 | COASTAL CAROLINA | ph | 0 | 1 | 0 | 0 | 0 | 0 | 0 | 1 | 0 | 0 | 0 | 0 | 0 | 0 | 0 | 0 | 0 | 0 | .083 |
| Mar 20 | at Missouri | *dh | 2 | 0 | 1 | 0 | 0 | 0 | 0 | 1 | 0 | 0 | 0 | 0 | 0 | 0 | 1 | 0 | 0 | 0 | .143 |
| Mar 21 | at Missouri | *of | 3 | 0 | 1 | 0 | 0 | 0 | 0 | 0 | 0 | 0 | 0 | 0 | 0 | 0 | 0 | 2 | 0 | 0 | .176 |
| Mar 23 | at UL MONROE | *of/1b | 3 | 0 | 0 | 0 | 0 | 0 | 0 | 1 | 0 | 0 | 0 | 0 | 0 | 0 | 2 | 2 | 0 | 0 | .150 |
| Mar 24 | at UL MONROE | *of | 7 | 4 | 4 | 4 | 0 | 0 | 2 | 0 | 0 | 0 | 0 | 0 | 0 | 0 | 0 | 5 | 0 | 0 | .259 |
| Mar 25 | at UL MONROE | *of | 4 | 0 | 1 | 0 | 1 | 0 | 0 | 0 | 0 | 0 | 0 | 0 | 0 | 0 | 2 | 1 | 0 | 0 | .258 |
| Mar 29 | LOUISIANA | *of | 5 | 2 | 5 | 2 | 1 | 0 | 1 | 1 | 0 | 0 | 0 | 0 | 0 | 0 | 0 | 0 | 0 | 0 | .361 |
| Mar 30 | LOUISIANA | *of | 2 | 2 | 1 | 0 | 0 | 0 | 0 | 2 | 0 | 0 | 0 | 0 | 0 | 0 | 0 | 3 | 0 | 0 | .368 |
| Mar 31 | LOUISIANA | *of | 4 | 0 | 1 | 0 | 0 | 0 | 0 | 0 | 0 | 0 | 0 | 0 | 0 | 1 | 0 | 1 | 0 | 0 | .357 |
| Apr 06 | at Georgia State | *of | 2 | 1 | 0 | 0 | 0 | 0 | 0 | 2 | 0 | 0 | 0 | 0 | 0 | 0 | 2 | 0 | 0 | 0 | .341 |
| Apr 07 | at Georgia State | *of/1b | 3 | 1 | 1 | 0 | 1 | 0 | 0 | 1 | 0 | 0 | 0 | 0 | 0 | 0 | 2 | 5 | 1 | 0 | .340 |
| Apr 08 | at Georgia State | *of | 4 | 0 | 1 | 0 | 0 | 0 | 0 | 0 | 0 | 0 | 0 | 0 | 0 | 0 | 1 | 2 | 0 | 0 | .333 |
| Apr 10 | at Memphis | *of | 4 | 0 | 0 | 0 | 0 | 0 | 0 | 0 | 0 | 0 | 0 | 0 | 0 | 1 | 2 | 2 | 0 | 0 | .309 |
| Apr 11 | MEMPHIS | *of | 4 | 0 | 1 | 2 | 0 | 0 | 0 | 0 | 0 | 0 | 0 | 0 | 0 | 0 | 0 | 5 | 0 | 0 | .305 |
| Apr 14 | at UT Arlington-1 | *of | 4 | 2 | 2 | 2 | 1 | 0 | 0 | 0 | 0 | 0 | 0 | 0 | 0 | 0 | 0 | 3 | 0 | 0 | .317 |
| Apr 14 | at UT Arlington-2 | *of | 4 | 0 | 0 | 0 | 0 | 0 | 0 | 0 | 0 | 0 | 0 | 0 | 0 | 0 | 1 | 2 | 0 | 0 | .299 |
| Apr 15 | at UT Arlington | *of | 4 | 0 | 0 | 0 | 0 | 0 | 0 | 0 | 0 | 0 | 0 | 0 | 0 | 0 | 0 | 1 | 0 | 0 | .282 |
| Apr 18 | at Ole Miss | *of | 4 | 1 | 2 | 1 | 1 | 0 | 0 | 0 | 0 | 0 | 0 | 0 | 0 | 0 | 1 | 4 | 0 | 0 | .293 |
| Apr 20 | TROY | *of | 4 | 0 | 0 | 0 | 0 | 0 | 0 | 0 | 0 | 0 | 0 | 0 | 0 | 0 | 1 | 1 | 0 | 0 | .278 |
| Apr 21 | TROY-1 | *of | 5 | 1 | 2 | 0 | 0 | 0 | 0 | 0 | 0 | 0 | 0 | 0 | 0 | 0 | 1 | 4 | 0 | 0 | .286 |
| Apr 21 | TROY-2 | *of | 4 | 0 | 2 | 1 | 0 | 0 | 0 | 0 | 0 | 0 | 0 | 0 | 1 | 0 | 1 | 4 | 0 | 0 | .295 |
| Apr 25 | CENTRAL ARKANSAS | *of | 4 | 3 | 2 | 0 | 2 | 0 | 0 | 1 | 0 | 0 | 0 | 0 | 0 | 0 | 2 | 1 | 0 | 0 | .304 |
| Apr 27 | at South Alabama | *of | 5 | 0 | 2 | 0 | 0 | 0 | 0 | 0 | 0 | 0 | 0 | 0 | 0 | 0 | 1 | 2 | 0 | 0 | .309 |
| Apr 28 | at South Alabama | *of | 4 | 0 | 0 | 0 | 0 | 0 | 0 | 0 | 0 | 0 | 1 | 0 | 0 | 0 | 2 | 2 | 0 | 1 | .297 |
| Apr 29 | at South Alabama | *of | 4 | 1 | 1 | 1 | 1 | 0 | 0 | 0 | 0 | 0 | 0 | 0 | 0 | 0 | 0 | 3 | 0 | 0 | .295 |
| May 04 | TEXAS STATE | *of | 4 | 0 | 0 | 0 | 0 | 0 | 0 | 0 | 0 | 0 | 0 | 0 | 0 | 0 | 0 | 3 | 0 | 0 | .284 |
| May 05 | TEXAS STATE | *of | 3 | 0 | 1 | 2 | 0 | 0 | 0 | 1 | 0 | 0 | 0 | 0 | 0 | 0 | 1 | 1 | 0 | 0 | .286 |
| May 06 | TEXAS STATE | *of | 4 | 0 | 0 | 0 | 0 | 0 | 0 | 0 | 0 | 0 | 0 | 0 | 0 | 0 | 1 | 3 | 0 | 0 | .276 |
| May 08 | at Central Arkansas | *of/1b | 2 | 0 | 0 | 0 | 0 | 0 | 0 | 1 | 0 | 0 | 0 | 0 | 0 | 0 | 0 | 2 | 0 | 0 | .271 |
| May 11 | GEORGIA SOUTHERN | *of/1b | 4 | 0 | 0 | 0 | 0 | 0 | 0 | 1 | 0 | 0 | 0 | 0 | 0 | 1 | 1 | 4 | 0 | 0 | .262 |
| May 12 | GEORGIA SOUTHERN | *of | 3 | 0 | 1 | 1 | 0 | 0 | 0 | 0 | 0 | 0 | 0 | 0 | 1 | 0 | 1 | 2 | 0 | 0 | .264 |
| May 13 | GEORGIA SOUTHERN | *of | 4 | 0 | 0 | 0 | 0 | 0 | 0 | 0 | 0 | 0 | 0 | 0 | 0 | 0 | 0 | 5 | 0 | 0 | .256 |
| May 15 | OLE MISS | *of | 2 | 1 | 0 | 0 | 0 | 0 | 0 | 2 | 0 | 0 | 0 | 0 | 0 | 1 | 1 | 2 | 1 | 0 | .252 |
| Totals | | 33gs | 131 | 20 | 33 | 16 | 8 | 0 | 3 | 15 | 0 | 0 | 1 | 0 | 2 | 4 | 31 | 78 | 2 | 1 | .252 |

On base pct. .329 • Slugging pct. .382

#27 Welsh, Bradey - 12 appearances (All games)

| Date | Opponent | GS | IP | H | R | ER | BB | SO | 2B | 3B | HR | WP | BK | HBP | IBB | Score | W-L | Sv | ERA | NP |
|--------|-------------------|----|------|----|----|----|----|----|----|----|----|----|----|-----|-----|-------|-----|----|------|-----|
| Feb 16 | ILLINOIS STATE | * | 7.2 | 1 | 0 | 0 | 1 | 8 | 0 | 0 | 0 | 1 | 0 | 0 | 0 | 1-0 | 1-0 | 0 | 0.00 | 90 |
| Mar 02 | at New Orleans | * | 8.0 | 3 | 1 | 1 | 1 | 5 | 0 | 0 | 0 | 0 | 0 | 2 | 0 | 1-2 | 1-0 | 0 | 0.57 | 103 |
| Mar 09 | at Missouri State | * | 4.0 | 9 | 7 | 7 | 1 | 5 | 0 | 1 | 4 | 0 | 0 | 1 | 0 | 4-12 | 1-1 | 0 | 3.66 | 88 |
| Mar 16 | COASTAL CAROLINA | * | 5.0 | 5 | 3 | 1 | 2 | 2 | 2 | 0 | 0 | 2 | 0 | 0 | 0 | 1-3 | 1-2 | 0 | 3.28 | 100 |
| Mar 23 | at UL MONROE | * | 7.0 | 8 | 2 | 1 | 0 | 5 | 1 | 1 | 0 | 1 | 0 | 1 | 0 | 0-2 | 1-3 | 0 | 2.84 | - |
| Mar 29 | LOUISIANA | * | 6.0 | 6 | 5 | 3 | 2 | 10 | 2 | 2 | 0 | 0 | 0 | 2 | 0 | 8-7 | 1-3 | 0 | 3.11 | 103 |
| Apr 06 | at Georgia State | * | 4.0 | 12 | 8 | 8 | 0 | 4 | 5 | 0 | 3 | 0 | 1 | 0 | 0 | 3-12 | 1-4 | 0 | 4.54 | 80 |
| Apr 14 | at UT Arlington-1 | * | 6.0 | 4 | 2 | 2 | 1 | 3 | 1 | 0 | 0 | 0 | 0 | 1 | 0 | 6-4 | 2-4 | 0 | 4.34 | 85 |
| Apr 20 | TROY | * | 6.1 | 9 | 3 | 3 | 1 | 7 | 1 | 1 | 0 | 0 | 0 | 0 | 0 | 3-4 | 2-4 | 0 | 4.33 | 95 |
| Apr 27 | at South Alabama | * | 5.0 | 6 | 3 | 3 | 2 | 5 | 2 | 0 | 0 | 0 | 0 | 2 | 0 | 6-3 | 2-4 | 0 | 4.42 | 107 |
| May 04 | TEXAS STATE | * | 6.0 | 5 | 1 | 1 | 1 | 5 | 0 | 0 | 0 | 0 | 0 | 1 | 0 | 6-1 | 3-4 | 0 | 4.15 | 101 |
| May 11 | GEORGIA SOUTHERN | * | 6.1 | 8 | 3 | 3 | 1 | 5 | 1 | 0 | 1 | 1 | 0 | 0 | 0 | 6-5 | 3-4 | 0 | 4.16 | 113 |
| Totals | | 12 | 71.1 | 76 | 38 | 33 | 13 | 64 | 15 | 5 | 8 | 5 | 1 | 10 | 0 | 45-55 | 3-4 | 0 | 4.16 | - |

The Automated ScoreBook
Individual Game-by-Game for Arkansas State (as of May 16, 2018)

#39 Wynn, Blake - 13 games (All games)

| Date | Opponent | Pos | AB | R | H | RBI | 2B | 3B | HR | BB | SB | CS | HBP | SAC | SF | GDP | K | PO | A | E | Avg |
|--------|---------------------|-------|----|---|---|-----|----|----|----|----|----|----|-----|-----|----|-----|---|----|---|---|------|
| Feb 18 | ILLINOIS STATE-1 | ph/of | 0 | 0 | 0 | 0 | 0 | 0 | 0 | 1 | 0 | 0 | 0 | 0 | 0 | 0 | 0 | 1 | 0 | 0 | .000 |
| Feb 27 | MISSISSIPPI VALLEY | of | 0 | 0 | 0 | 0 | 0 | 0 | 0 | 0 | 0 | 0 | 0 | 0 | 0 | 0 | 0 | 0 | 0 | 0 | .000 |
| Mar 09 | at Missouri State | ph | 1 | 1 | 0 | 0 | 0 | 0 | 0 | 0 | 0 | 0 | 0 | 0 | 0 | 0 | 0 | 0 | 0 | 0 | .000 |
| Mar 13 | SOUTHERN ILLINOIS | of | 1 | 0 | 0 | 0 | 0 | 0 | 0 | 0 | 0 | 0 | 0 | 0 | 0 | 0 | 1 | 0 | 0 | 0 | .000 |
| Mar 16 | COASTAL CAROLINA | pr | 0 | 0 | 0 | 0 | 0 | 0 | 0 | 0 | 0 | 0 | 0 | 0 | 0 | 0 | 0 | 0 | 0 | 0 | .000 |
| Mar 21 | at Missouri | 1b | 0 | 0 | 0 | 0 | 0 | 0 | 0 | 0 | 0 | 0 | 0 | 0 | 0 | 0 | 0 | 1 | 0 | 0 | .000 |
| Apr 29 | at South Alabama | *dh | 2 | 0 | 0 | 0 | 0 | 0 | 0 | 0 | 0 | 0 | 0 | 0 | 0 | 0 | 1 | 0 | 0 | 0 | .000 |
| May 06 | TEXAS STATE | *dh | 3 | 0 | 1 | 0 | 0 | 0 | 0 | 0 | 0 | 0 | 0 | 0 | 0 | 0 | 1 | 0 | 0 | 0 | .143 |
| May 08 | at Central Arkansas | ph | 1 | 0 | 0 | 0 | 0 | 0 | 0 | 0 | 0 | 0 | 0 | 0 | 0 | 0 | 0 | 0 | 0 | 0 | .125 |
| May 11 | GEORGIA SOUTHERN | *dh | 4 | 1 | 1 | 0 | 0 | 0 | 0 | 1 | 0 | 1 | 0 | 0 | 0 | 0 | 2 | 0 | 0 | 0 | .167 |
| May 12 | GEORGIA SOUTHERN | *dh | 4 | 2 | 2 | 0 | 0 | 0 | 0 | 0 | 0 | 0 | 0 | 0 | 0 | 0 | 0 | 0 | 0 | 0 | .250 |
| May 13 | GEORGIA SOUTHERN | *dh | 3 | 1 | 1 | 0 | 0 | 0 | 0 | 0 | 0 | 0 | 1 | 0 | 0 | 1 | 0 | 0 | 0 | 0 | .263 |
| May 15 | OLE MISS | ph | 1 | 0 | 0 | 0 | 0 | 0 | 0 | 0 | 0 | 0 | 0 | 0 | 0 | 0 | 1 | 0 | 0 | 0 | .250 |
| Totals | | 5gs | 20 | 5 | 5 | 0 | 0 | 0 | 0 | 2 | 0 | 1 | 1 | 0 | 0 | 1 | 6 | 2 | 0 | 0 | .250 |

On base pct. .348 • Slugging pct. .250

#39 Wynn, Blake - 1 appearance (All games)

| Date | Opponent | GS | IP | H | R | ER | BB | SO | 2B | 3B | HR | WP | BK | HBP | IBB | Score | W-L | Sv | ERA | NP |
|--------|------------------|----|-----|---|---|----|----|----|----|----|----|----|----|-----|-----|-------|-----|----|------|----|
| Mar 17 | COASTAL CAROLINA | | 1.0 | 0 | 0 | 0 | 0 | 0 | 0 | 0 | 0 | 0 | 0 | 0 | 0 | 14-26 | 0-0 | 0 | 0.00 | 7 |
| Totals | | 0 | 1.0 | 0 | 0 | 0 | 0 | 0 | 0 | 0 | 0 | 0 | 0 | 0 | 0 | 14-26 | 0-0 | 0 | 0.00 | - |

NCAA Statistics

Arkansas St. - 2017-18 Baseball Ranking Summary thru games 05/15/2018

| Statistic | National Rank | Conference Rank | Value | National Leader | Value | Conference Leader | Value |
|---|---------------|-----------------|-------|--------------------------|-------|--------------------------|--------|
| Base on Balls (297 ranked) | 109 | 7 | 212 | Florida St. | 342 | Coastal Caro. | 297 |
| Batting Average (297 ranked) | 228 | 8 | 0.254 | Tennessee Tech | 0.350 | Troy | 0.292 |
| Double Plays (297 ranked) | 56 | 5 | 43 | Cincinnati | 62 | Texas St. | 53 |
| Double Plays Per Game (297 ranked) | 43 | 3 | 0.90 | Cincinnati | 1.22 | Texas St. | 1.02 |
| Doubles (297 ranked) | 107 | 4 | 86 | UNLV | 129 | Coastal Caro. | 122 |
| Doubles Per Game (297 ranked) | 89 | 3 | 1.79 | South Fla. | 2.52 | Coastal Caro. | 2.35 |
| Earned Run Average (297 ranked) | 251 | 11 | 6.13 | Stetson | 2.62 | Troy | 3.88 |
| Fielding Percentage (297 ranked) | 270 | 12 | 0.958 | Yale | 0.985 | Louisiana | 0.978 |
| Hit Batters (297 ranked) | 59 | 5 | 61 | SFA | 101 | Louisiana | 80 |
| Hit by Pitch (297 ranked) | 47 | 3 | 68 | New Mexico St. | 105 | Ga. Southern | 74 |
| Hits (297 ranked) | 205 | 8 | 420 | Tennessee Tech | 656 | Troy | 530 |
| Hits Allowed Per Nine Innings (297 ranked) | 194 | 10 | 9.62 | Stetson | 6.56 | Coastal Caro. | 7.52 |
| Home Runs (294 ranked) | 109 | 6 | 37 | Tennessee Tech | 113 | Coastal Caro. | 65 |
| Home Runs Per Game (297 ranked) | 101 | 5 | 0.77 | Tennessee Tech | 2.26 | Coastal Caro. | 1.25 |
| On Base Percentage (297 ranked) | 161 | 6 | 0.360 | Tennessee Tech | 0.442 | Coastal Caro. | 0.399 |
| Runs (297 ranked) | 157 | 6 | 274 | Tennessee Tech | 537 | Coastal Caro. | 403 |
| Sacrifice Bunts (296 ranked) | 139 | 7 | 25 | Louisiana Long Beach St. | 58 | Louisiana | 58 |
| Sacrifice Flies (297 ranked) | 235 | 10 | 14 | Minnesota | 37 | Troy | 29 |
| Scoring (297 ranked) | 139 | 5 | 5.7 | Tennessee Tech | 10.7 | Coastal Caro. | 7.8 |
| Shutouts (206 ranked) | 147 | 9 | 2 | UCF | 9 | Coastal Caro. La.-Monroe | 5 5 |
| Slugging Percentage (297 ranked) | 154 | 7 | 0.387 | Tennessee Tech | 0.615 | Coastal Caro. | 0.473 |
| Stolen Bases (297 ranked) | 271 | 12 | 25 | Fordham | 155 | Troy | 104 |
| Stolen Bases Per Game (297 ranked) | 274 | 12 | 0.52 | Fordham | 3.16 | Troy | 1.96 |
| Strikeout-to-Walk Ratio (297 ranked) | 240 | 12 | 1.52 | Col. of Charleston | 3.79 | Troy | 2.21 |
| Strikeouts Per Nine Innings (297 ranked) | 206 | 10 | 7.3 | Mercer | 11.0 | Coastal Caro. | 8.9 |
| Triple Plays (1 ranked) | | | | 16 teams tied | 1 | Louisiana | 1 |
| Triples (294 ranked) | 116 | 5 | 11 | UNCG | 30 | Troy | 25 |
| Triples Per Game (295 ranked) | 121 | 5 | 0.23 | UNCG | 0.60 | Troy | 0.47 |
| WHIP (297 ranked) | 209 | 11 | 1.60 | Col. of Charleston | 1.09 | Coastal Caro. | 1.33 |
| WL Pct (297 ranked) | 235 | 11 | 0.375 | Tennessee Tech | 0.880 | Coastal Caro. | 0.692 |
| Walks Allowed Per Nine Innings (297 ranked) | 229 | 11 | 4.78 | Col. of Charleston | 2.28 | Louisiana | 3.71 |

| Statistic | Player | National Rank | Conference Rank | Value | National Leader | Value | Conference Leader | Value |
|---|-------------------|---------------|-----------------|-------|--|-------------|---|--------------|
| Base on Balls (148 ranked) | Grant Hawkins | 106 | 9 | 35 | Chas Hadden, Belmont Tre Todd, Liberty | 57 57 | Seth Lancaster, Coastal Caro. | 51 |
| Base on Balls Per Game (149 ranked) | Grant Hawkins | 118 | 8 | 0.73 | Tre Todd, Liberty | 1.14 | Seth Lancaster, Coastal Caro. | 0.98 |
| Batting Average (250 ranked) | Kyle MacDonald | 132 | 3 | 0.350 | Greg Cullen, Niagara | 0.466 | Joey Denison, Troy | 0.400 |
| Complete Games (110 ranked) | Nate Alberius | 110 | 5 | 1 | Tommy Miller, Siena Dominic Savino, Albany (NY) Connor Van Hoose, Bucknell | 6 6 6 | 4 players tied | 2 |
| Doubles (139 ranked) | Jeremy Brown | 36 | 2 | 18 | Bryson Stott, UNLV | 29 | Joey Denison, Troy | 21 |
| Doubles Per Game (148 ranked) | Jeremy Brown | 22 | 1 | 0.41 | Bryson Stott, UNLV | 0.56 | Jeremy Brown, Arkansas St. | 0.41 |
| Earned Run Average (200 ranked) | | | | | Will Jensen, Pepperdine | 0.74 | Colten Schmidt, Louisiana | 1.81 |
| Games Started (14 ranked) | Nate Alberius | 14 | 1 | 13 | Connor Gillispie, VCU | 16 | 17 players tied | 13 |
| Hit Batters (105 ranked) | Peyton Culbertson | 105 | 9 | 11 | Dylan Cumming, Chicago St. | 24 | Zack Hopeck, Coastal Caro. | 16 |
| Hit By Pitch Per Game (139 ranked) | Grant Hawkins | 73 | 5 | 0.29 | Roberto Enriquez, Indiana St. | 0.54 | Steven Curry, Ga. Southern | 0.40 |
| Hit by Pitch (142 ranked) | Grant Hawkins | 54 | 5 | 14 | Roberto Enriquez, Indiana St. | 25 | Steven Curry, Ga. Southern | 20 |
| Hits (127 ranked) | | | | | Ryan Ward, Bryant | 91 | Joey Denison, Troy | 82 |
| Hits Allowed Per Nine Innings (150 ranked) | | | | | Joey Murray, Kent St. | 4.54 | Jason Bilous, Coastal Caro. | 5.50 |
| Hits Per Game (149 ranked) | | | | | Ryan Ward, Bryant | 1.82 | Joey Denison, Troy | 1.55 |
| Home Runs (115 ranked) | Kyle MacDonald | 47 | 2 | 13 | Spencer Torkelson, Arizona St. Andrew Vaughn, California | 22 22 | Kevin Woodall Jr., Coastal Caro. | 17 |
| Home Runs Per Game (149 ranked) | Kyle MacDonald | 48 | 2 | 0.28 | Bren Spillane, Illinois | 0.47 | Kevin Woodall Jr., Coastal Caro. | 0.33 |
| On Base Percentage (149 ranked) | Kyle MacDonald | 96 | 4 | 0.454 | Greg Cullen, Niagara | 0.559 | Joey Denison, Troy | 0.472 |
| Pitching Appearances (116 ranked) | | | | | Josh Bottenfield, N.C. A&T | 36 | Justin Garcia, Little Rock | 32 |
| Runs (145 ranked) | Kyle MacDonald | 126 | 9 | 46 | Matt Sanders, Troy | 76 | Matt Sanders, Troy | 76 |
| Runs Batted In (149 ranked) | Kyle MacDonald | 94 | 5 | 47 | Alex Holderbach, Eastern Ky. | 72 | Joey Denison, Troy | 66 |
| Runs Batted In Per Game (150 ranked) | Kyle MacDonald | 78 | 4 | 1.00 | Rafael Ramirez, Grambling | 1.43 | Joey Denison, Troy | 1.25 |
| Runs Per Game (149 ranked) | Kyle MacDonald | 100 | 8 | 0.98 | Matt Sanders, Troy | 1.43 | Matt Sanders, Troy | 1.43 |
| Sacrifice Bunts (111 ranked) | | | | | Haiden Lamb, VCU | 21 | Kole McKinnon, Louisiana | 9 |
| Sacrifice Bunts Per Game (150 ranked) | | | | | Jonathan Weeks, Hawaii | 0.45 | Matt Beaird, Coastal Caro. Manning Early, Troy | 0.17 0.17 |
| Sacrifice Flies (72 ranked) | | | | | 6 players tied | 9 | Joey Denison, Troy | 9 |
| Saves (140 ranked) | | | | | Brooks Wilson, Stetson | 19 | Justin Garcia, Little Rock | 10 |
| Slugging Percentage (250 ranked) | Kyle MacDonald | 40 | 1 | 0.656 | Bren Spillane, Illinois | 0.954 | Kyle MacDonald, Arkansas St. | 0.656 |
| Stolen Bases (149 ranked) | | | | | Jacob Hurtubise, Army West Point | 38 | Drew Frederic, Troy | 26 |
| Stolen Bases Per Game (150 ranked) | | | | | Jacob Hurtubise, Army West Point | 0.69 | Drew Frederic, Troy | 0.49 |
| Strikeout-to-Walk Ratio (150 ranked) | Bradey Welsh | 61 | 3 | 4.92 | Casey Mize, Auburn | 15.50 | Colten Schmidt, Louisiana | 8.56 |
| Strikeouts (143 ranked) | | | | | Logan Gilbert, Stetson | 134 | Brian Eichhorn, Ga. Southern | 102 |
| Strikeouts Per Nine Innings (150 ranked) | | | | | Shane McClanahan, South Fla. | 15.06 | Zach Greene, South Alabama | 13.41 |
| Total Bases (146 ranked) | Kyle MacDonald | 68 | 2 | 118 | Nic Ready, Air Force | 154 | Joey Denison, Troy | 121 |
| Toughest to Strike Out (150 ranked) | | | | | Clayton Andrews, Long Beach St. | 31.7 | Jonathan Ortega, Texas St. | 10.5 |
| Triples (136 ranked) | Grant Hawkins | 136 | 8 | 3 | Gage Canning, Arizona St. Andrew Moritz, UNCG | 10 10 | Chase Coker, Little Rock Noah Vaughan, UT Arlington | 6 6 |
| Triples Per Game (150 ranked) | | | | | Gage Canning, Arizona St. | 0.20 | Chase Coker, Little Rock | 0.12 |
| Victories (126 ranked) | | | | | Luke Heimlich, Oregon St. | 12 | Tyler Carr, South Alabama Hunter Gaddis, Georgia St. | 8 8 |
| WHIP (150 ranked) | | | | | Nick Sandlin, Southern Miss. | 0.69 | Colten Schmidt, Louisiana | 0.81 |
| Walks Allowed Per Nine Innings (149 ranked) | Bradey Welsh | 63 | 3 | 1.64 | Tim Brennan, Saint Joseph's | 0.55 | Colten Schmidt, Louisiana | 0.86 |